



Inventory of Government Human Resources (IGHR)

As of August 31, 2017

INTEGRATED RECORDS MANAGEMENT OFFICE

Inventory of Government Human Resources (IGHR)

The Civil Service Commission (CSC) is mandated, among others, to keep and maintain the bureaucracy-wide human resource (HR) records in the Philippine Civil Service (PCS). The CSC, being the central HR body, continuously creates records as it documents its day-to-day operation and all events pertinent to HR management, actions, programs, and policies, which form part of the HR records. These records constitute a strategic input to the HR administration/management, policy formulation, budget-allocation, decision-making, and to its performance in the attainment of its goals and mission.

Among the important data that may be culled from the HR records are the statistical data on HR profile of the PCS. The statistical data is important not only in the research/studies but also in the formulation of government policies/programs, budget-allocation, and decision-making, therefore it is incumbent on the part of the Commission to ensure accuracy and timeliness of the statistical data/inventory of government human resources.

The first recorded statistics on the number of officials and employees in the PCS was in the year 1961. Followed by a statistical data that was gathered through a survey project known as the “CSC – National Manpower and Youth Council Manpower Survey Project 1971 – 1973”. Both statistics were done manually, not until December 1993, with the advent of emerging ICT technology, the first Inventory of Government Personnel (IGP) was conducted to get a more accurate headcount of government officials and employees.

In 2011, the Commission conducted the last IGP for calendar year 2010 with a total number of 1,409,660 government workforce for calendar year 2010. Later, on January 7, 2014, the responsibility for the conduct of IGP was transferred to IRMO with the promulgation of CSC Resolution No. 140041 on the “Transfer of Selected OSM Functions to Other Offices of the Civil Service Commission”. Pursuant to the said Resolution, The CSC Integrated Records Management Office (IRMO) developed the Inventory of Government Human Resources System (IGHRS) to answer the need to institutionalize a regular conduct of the IGP. The IRMO embarked on the IGHR project and conducted the initial gathering of relevant government personnel data, including the data on Job Order (JO) or Contract of Service (COS) personnel, from November 2015 until the end of March 2016.

The IGHRS centralizes and facilitates collection of data from all the government agencies nationwide. It has three modules: (1) Module 1 was for the CSCROs/FOs online account registration; (2) Module II was for the agency HRMO online/offline account registration and compliance monitoring; and (3) Module III was for the agency encoding of inventory data.

The conduct of inventory of government human resources has proven the IGHR system to be effective, efficient, and useful. The HRMOs were able to submit their respective data online. The CSC Central Office and Regional Offices were able to monitor and follow-up real-time compliance of agencies. The IRMO was able to collect and draw-up the required statistics.

The initial IGHR report was submitted to the Commission on April 30, 2016 with a grand total of 1,874,978 personnel working for the Philippine bureaucracy. It is composed of 1,236,361 career service personnel, 132,499 non-career service personnel, and 506,118 personnel who were hired on JO/COS status.

On June 13, 2016 until July 15, 2016, another collection of data was undertaken to cover more agencies and come up with an updated inventory of the government human resources, which was submitted to the Commission on July 30, 2016. The updated IGHR totalled to 2,301,191, which is composed of 1,526,450 career service personnel, 179,579 non-career service personnel, and 595,162 JO/COS personnel.

For FY2017, the collection of data was undertaken from July 25 to August 22 with a total IGHR of 2,420,892 composed of 1,569,585 career service personnel, 190,917 non-career service personnel and 660,390 Job-Order/Contract of Service personnel.

The IGHR system is one of the instruments in realizing the CSC's vision to be globally recognized as a center of excellence for strategic Human Resource (HR) and Organization Development (OD). Further, the conduct of IGHR is a milestone in HR records management services in the Philippine bureaucracy!

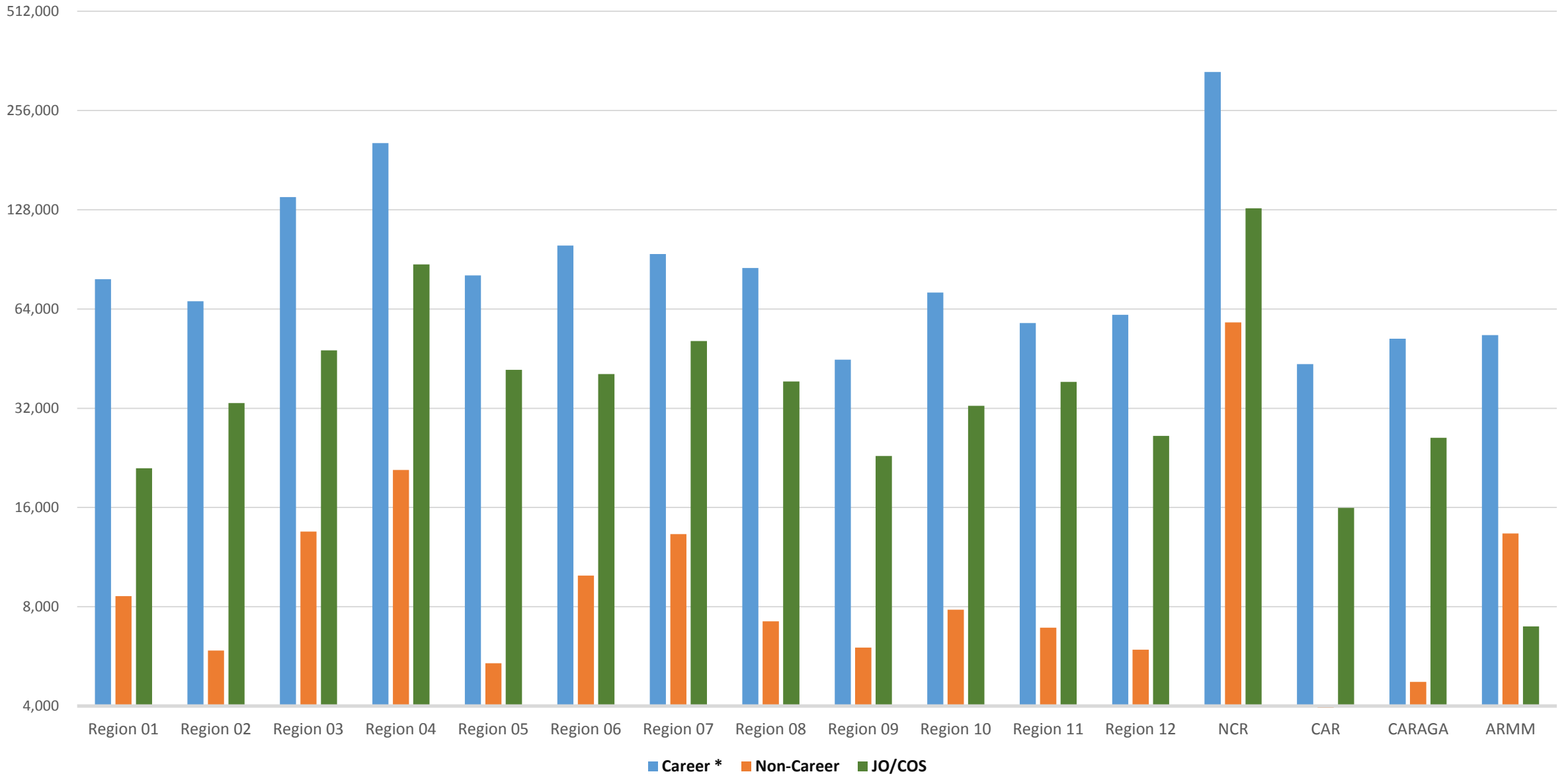
INVENTORY OF GOVERNMENT HUMAN RESOURCES (IGHR)**1.0 Report By Classification of Position, by Geographical Distribution**

As of August 31, 2017

Region	Career *	Non-Career	JO/COS	Total
Region 01	78,761	8,624	21,055	108,440
Region 02	67,534	5,895	33,163	106,592
Region 03	139,718	13,526	47,972	201,216
Region 04	203,935	20,801	87,426	312,162
Region 05	80,952	5,393	41,858	128,203
Region 06	99,620	9,952	40,631	150,203
Region 07	93,898	13,284	51,145	158,327
Region 08	85,217	7,228	38,607	131,052
Region 09	44,903	6,021	22,922	73,846
Region 10	71,831	7,841	32,544	112,216
Region 11	58,038	6,913	38,490	103,441
Region 12	61,478	5,928	26,402	93,808
NCR	334,825	58,311	129,204	522,340
CAR	43,535	3,114	15,963	62,612
CARAGA	51,995	4,733	26,035	82,763
ARMM	53,345	13,353	6,973	73,671
Total	1,569,585	190,917	660,390	2,420,892

* exclusive of 3rd Level

**INVENTORY OF GOVERNMENT HUMAN RESOURCES (IGHR)
1.0 Report By Classification of Position, by Geographical Distribution**

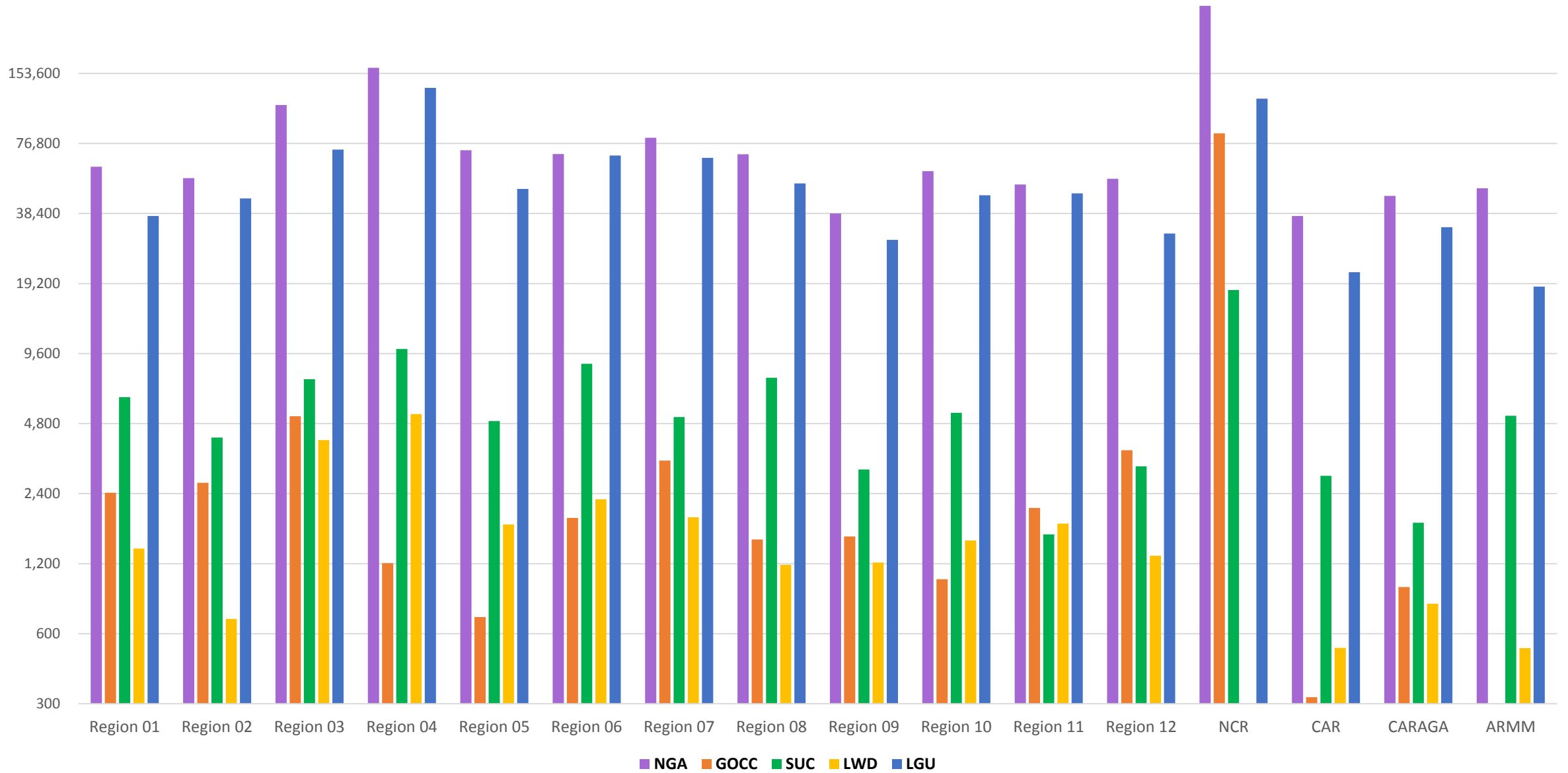


INVENTORY OF GOVERNMENT HUMAN RESOURCES (IGHR)**2.0 Report By Major Subdivision, by Geographical Distribution**

As of August 31, 2017

Region	NGA	GOCC	SUC	LWD	LGU	Total
Region 01	60,950	2,419	6,230	1,395	37,446	108,440
Region 02	54,475	2,670	4,183	695	44,569	106,592
Region 03	112,308	5,161	7,455	4,073	72,219	201,216
Region 04	162,564	1,206	10,054	5,275	133,063	312,162
Region 05	71,866	707	4,918	1,768	48,944	128,203
Region 06	69,170	1,889	8,686	2,270	68,188	150,203
Region 07	81,318	3,330	5,119	1,899	66,661	158,327
Region 08	69,062	1,526	7,565	1,186	51,713	131,052
Region 09	38,443	1,570	3,050	1,214	29,569	73,846
Region 10	58,381	1,030	5,345	1,509	45,951	112,216
Region 11	51,122	2,081	1,602	1,784	46,852	103,441
Region 12	54,201	3,689	3,144	1,298	31,476	93,808
NCR	299,755	84,858	18,012	-	119,715	522,340
CAR	37,447	320	2,863	521	21,461	62,612
CARAGA	45,683	953	1,799	807	33,521	82,763
ARMM	49,323	-	5,188	520	18,640	73,671
Total	1,316,068	113,409	95,213	26,214	869,988	2,420,892

**INVENTORY OF GOVERNMENT HUMAN RESOURCES (IGHR)
2.0 Report By Major Subdivision, by Geographical Distribution**



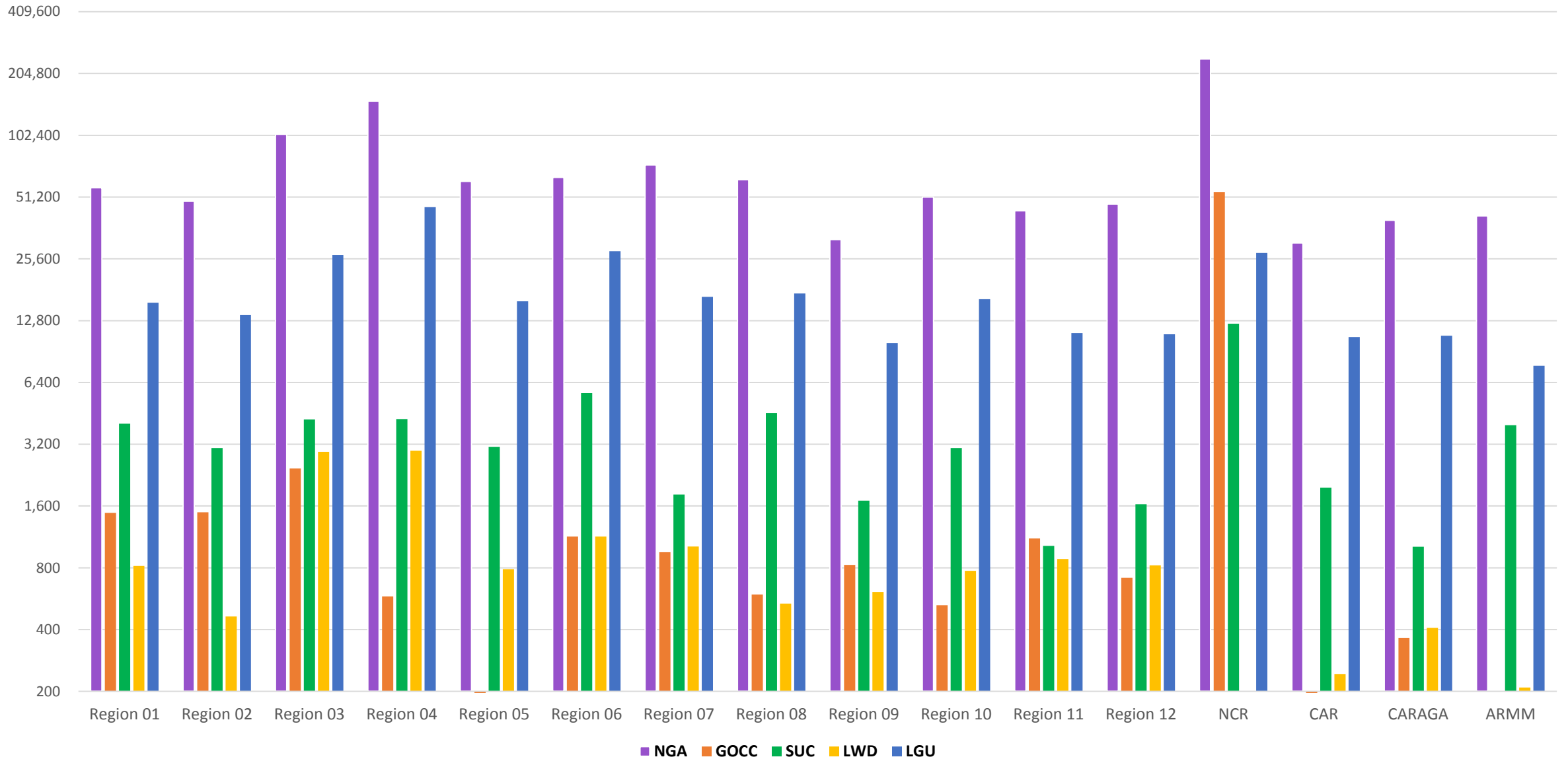
INVENTORY OF GOVERNMENT HUMAN RESOURCES (IGHR)

2.1 CAREER SERVICE - Report By Major Subdivision, by Geographical Distribution

As of August 31, 2017

Region	NGA	GOCC	SUC	LWD	LGU	Total
Region 01	56,781	1,480	4,027	817	15,656	78,761
Region 02	48,873	1,491	3,066	463	13,641	67,534
Region 03	103,400	2,438	4,227	2,940	26,713	139,718
Region 04	150,342	580	4,242	2,972	45,799	203,935
Region 05	60,998	148	3,101	789	15,916	80,952
Region 06	63,784	1,136	5,684	1,137	27,879	99,620
Region 07	73,392	954	1,821	1,017	16,714	93,898
Region 08	62,165	593	4,545	536	17,378	85,217
Region 09	31,791	826	1,699	610	9,977	44,903
Region 10	51,174	525	3,070	773	16,289	71,831
Region 11	43,885	1,113	1,024	884	11,132	58,038
Region 12	47,331	716	1,634	823	10,974	61,478
NCR	240,985	54,093	12,373	-	27,374	334,825
CAR	30,566	120	1,963	243	10,643	43,535
CARAGA	39,415	364	1,014	408	10,794	51,995
ARMM	41,455	-	3,960	209	7,721	53,345
Total	1,146,337	66,577	57,450	14,621	284,600	1,569,585

**INVENTORY OF GOVERNMENT HUMAN RESOURCES (IGHR)
2.1 CAREER SERVICE - Report By Major Subdivision, by Geographical Distribution**

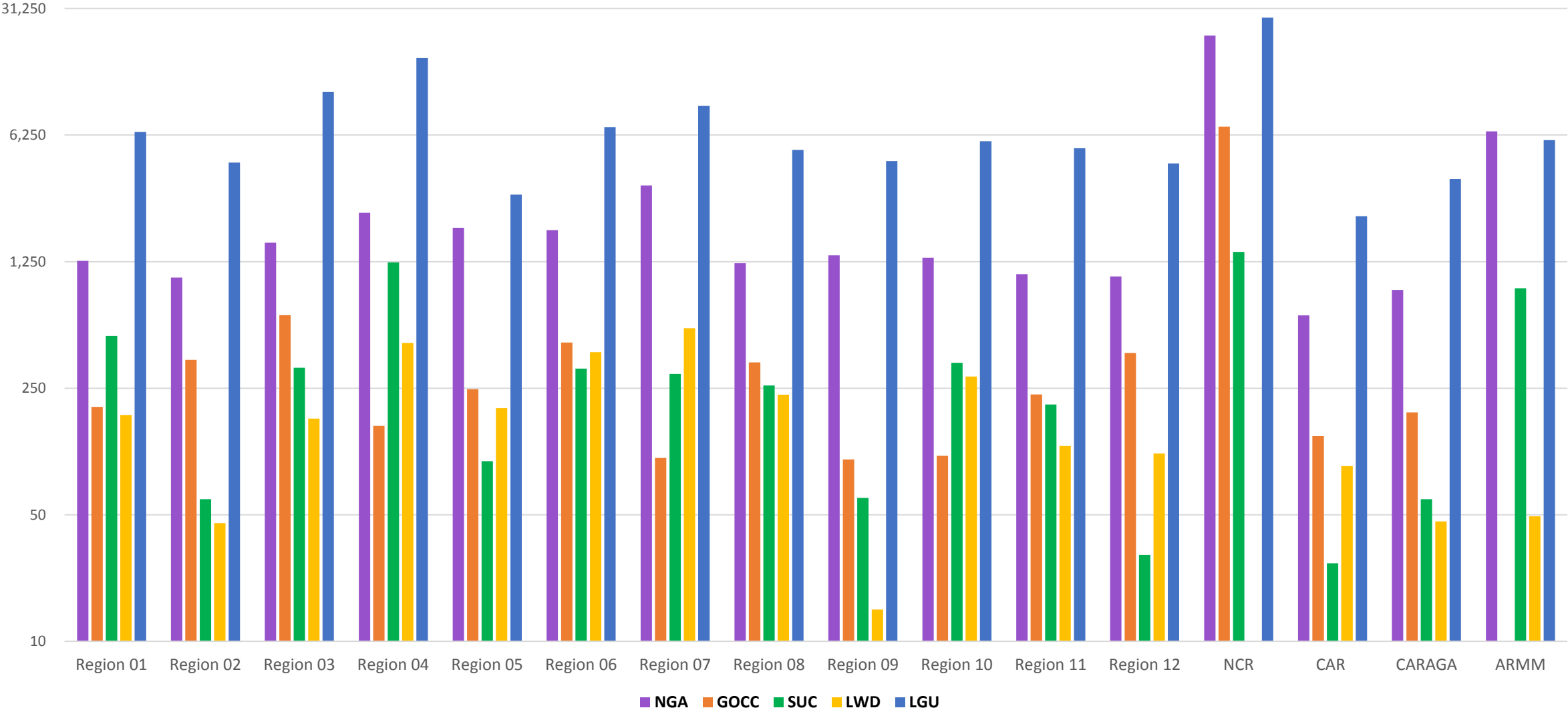


INVENTORY OF GOVERNMENT HUMAN RESOURCES (IGHR)**2.2 NON-CAREER SERVICE - Report By Major Subdivision, by Geographical Distribution**

As of August 31, 2017

Region	NGA	GOCC	SUC	LWD	LGU	Total
Region 01	1,261	197	486	178	6,502	8,624
Region 02	1,020	359	61	45	4,410	5,895
Region 03	1,590	633	324	170	10,809	13,526
Region 04	2,326	155	1,239	445	16,636	20,801
Region 05	1,924	247	99	194	2,929	5,393
Region 06	1,869	447	321	395	6,920	9,952
Region 07	3,295	103	300	536	9,050	13,284
Region 08	1,224	347	259	230	5,168	7,228
Region 09	1,354	101	62	15	4,489	6,021
Region 10	1,315	106	345	290	5,785	7,841
Region 11	1,067	231	203	120	5,292	6,913
Region 12	1,035	391	30	109	4,363	5,928
NCR	22,116	6,946	1,416	-	27,833	58,311
CAR	632	136	27	93	2,226	3,114
CARAGA	873	184	61	46	3,569	4,733
ARMM	6,557	-	891	49	5,856	13,353
Total	49,458	10,583	6,124	2,915	121,837	190,917

**INVENTORY OF GOVERNMENT HUMAN RESOURCES (IGHR)
2.2 NON-CAREER SERVICE - Report By Major Subdivision, by Geographical Distribution**



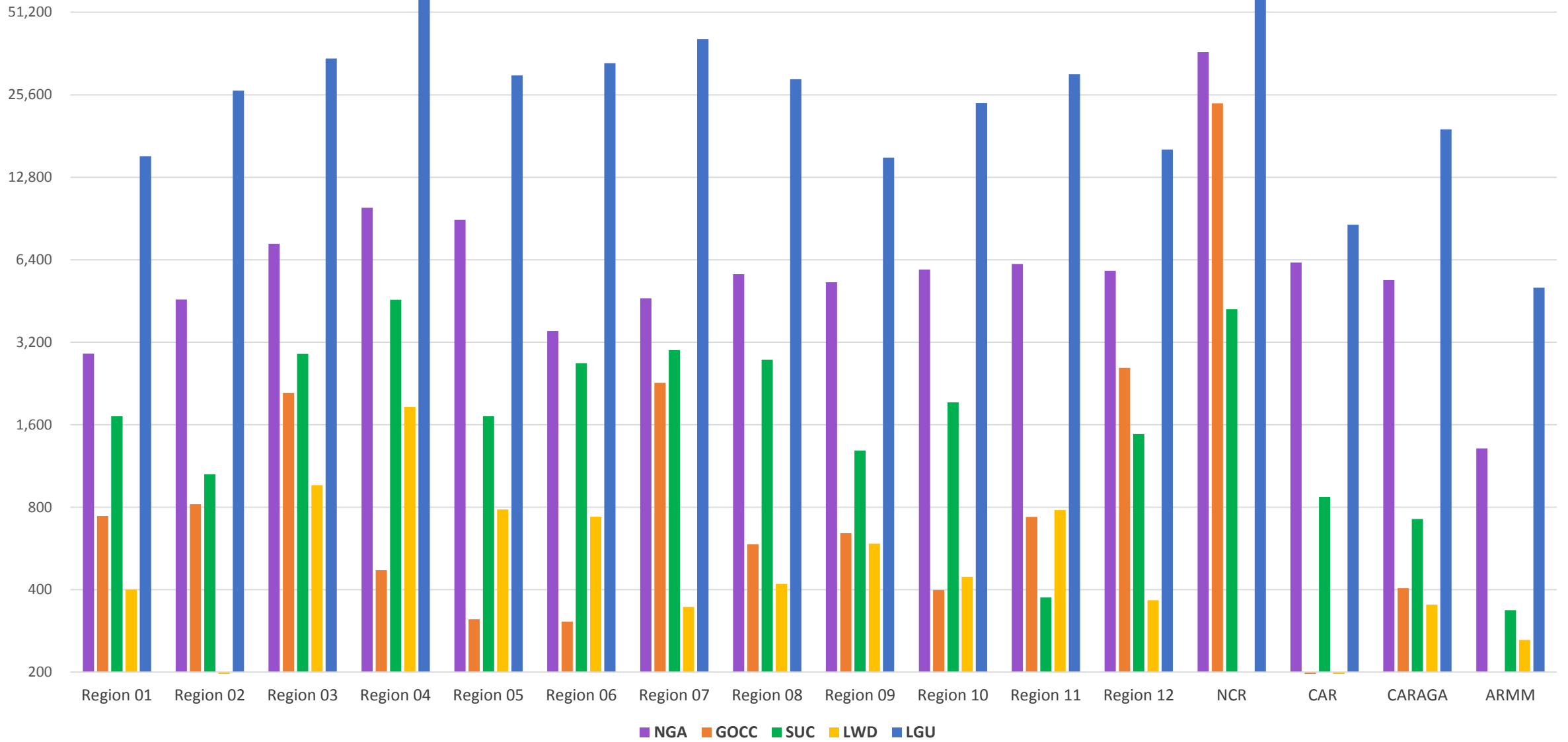
INVENTORY OF GOVERNMENT HUMAN RESOURCES (IGHR)

2.3 JO/COS - Report By Major Subdivision, by Geographical Distribution

As of August 31, 2017

Region	NGA	GOCC	SUC	LWD	LGU	Total
Region 01	2,908	742	1,717	400	15,288	21,055
Region 02	4,582	820	1,056	187	26,518	33,163
Region 03	7,318	2,090	2,904	963	34,697	47,972
Region 04	9,896	471	4,573	1,858	70,628	87,426
Region 05	8,944	312	1,718	785	30,099	41,858
Region 06	3,517	306	2,681	738	33,389	40,631
Region 07	4,631	2,273	2,998	346	40,897	51,145
Region 08	5,673	586	2,761	420	29,167	38,607
Region 09	5,298	643	1,289	589	15,103	22,922
Region 10	5,892	399	1,930	446	23,877	32,544
Region 11	6,170	737	375	780	30,428	38,490
Region 12	5,835	2,582	1,480	366	16,139	26,402
NCR	36,654	23,819	4,223	-	64,508	129,204
CAR	6,249	64	873	185	8,592	15,963
CARAGA	5,395	405	724	353	19,158	26,035
ARMM	1,311	-	337	262	5,063	6,973
Total	120,273	36,249	31,639	8,678	463,551	660,390

**INVENTORY OF GOVERNMENT HUMAN RESOURCES (IGHR)
2.3 JO/COS - Report By Major Subdivision, by Geographical Distribution**



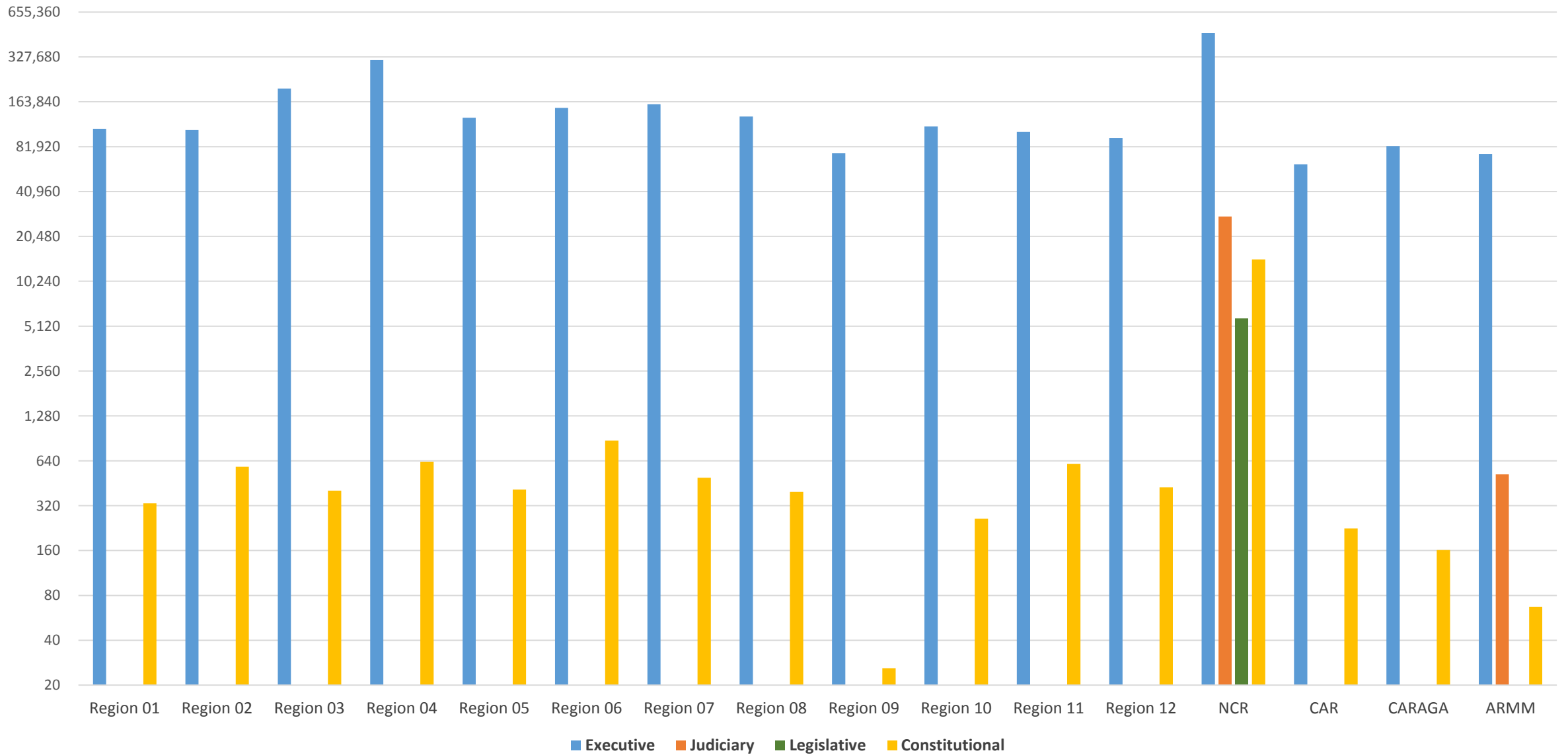
INVENTORY OF GOVERNMENT HUMAN RESOURCES (IGHR)

3.0 Report By Branch of the National Government, by Geographical Distribution

As of August 31, 2017

Region	Executive	Judiciary	Legislative	Constitutional	Total
Region 01	108,108	-	-	332	108,440
Region 02	106,009	-	-	583	106,592
Region 03	200,812	-	-	404	201,216
Region 04	311,530	-	-	632	312,162
Region 05	127,793	-	-	410	128,203
Region 06	149,327	-	-	876	150,203
Region 07	157,834	-	-	493	158,327
Region 08	130,656	-	-	396	131,052
Region 09	73,820	-	-	26	73,846
Region 10	111,955	-	-	261	112,216
Region 11	102,830	-	-	611	103,441
Region 12	93,383	-	-	425	93,808
NCR	474,346	27,891	5,771	14,332	522,340
CAR	62,387	-	-	225	62,612
CARAGA	82,602	-	-	161	82,763
ARMM	73,085	519	-	67	73,671
Total	2,366,477	28,410	5,771	20,234	2,420,892

**INVENTORY OF GOVERNMENT HUMAN RESOURCES (IGHR)
3.0 Report By Branch of the National Government, by Geographical Distribution**



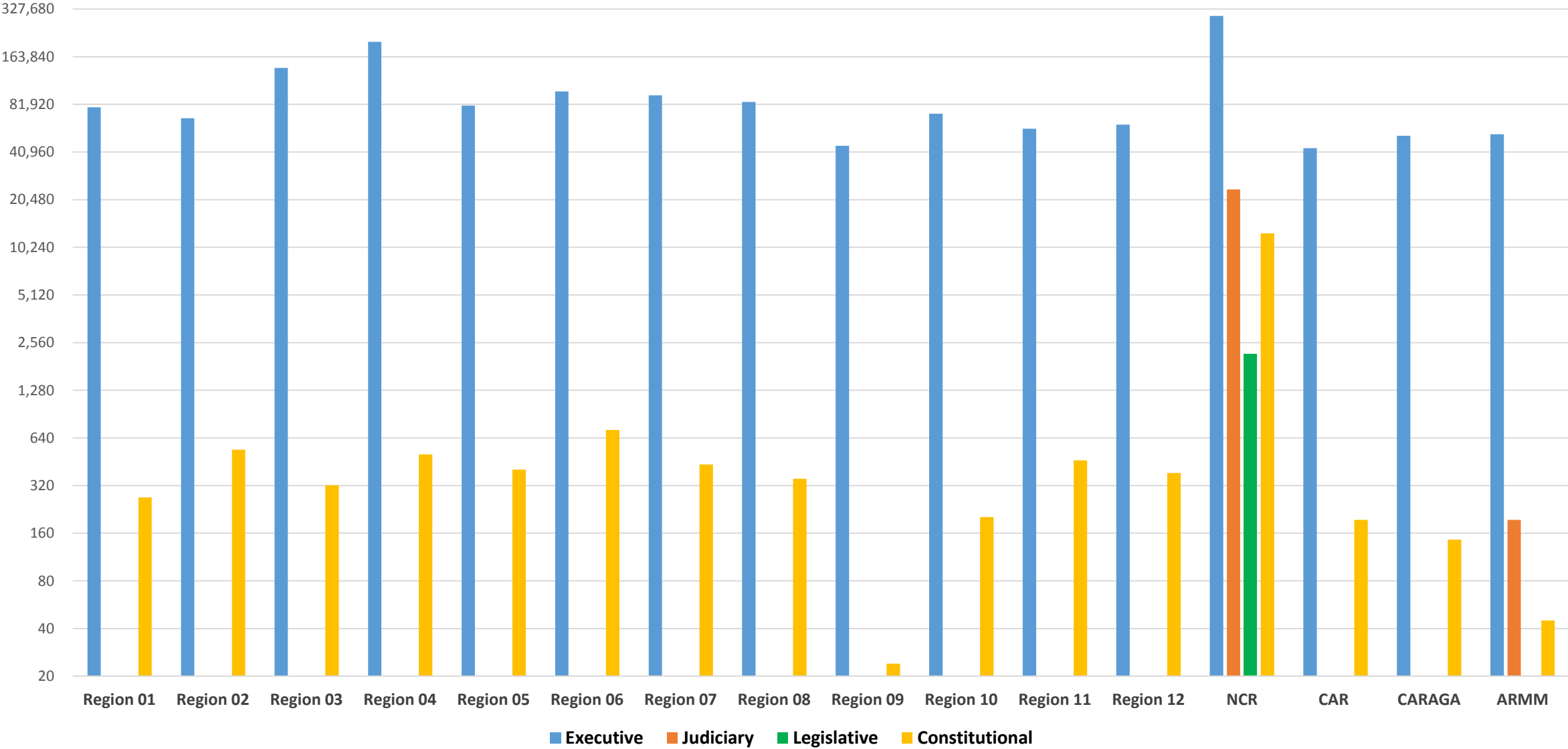
INVENTORY OF GOVERNMENT HUMAN RESOURCES (IGHR)

3.1 CAREER SERVICE - Report By Branch of the National Government, by Geographical Distribution

As of August 31, 2017

Region	Executive	Judiciary	Legislative	Constitutional	Total
Region 01	78,492	-	-	269	78,761
Region 02	66,995	-	-	539	67,534
Region 03	139,396	-	-	322	139,718
Region 04	203,432	-	-	503	203,935
Region 05	80,548	-	-	404	80,952
Region 06	98,901	-	-	719	99,620
Region 07	93,463	-	-	435	93,898
Region 08	84,864	-	-	353	85,217
Region 09	44,879	-	-	24	44,903
Region 10	71,629	-	-	202	71,831
Region 11	57,577	-	-	461	58,038
Region 12	61,094	-	-	384	61,478
NCR	296,384	23,742	2,163	12,536	334,825
CAR	43,341	-	-	194	43,535
CARAGA	51,849	-	-	146	51,995
ARMM	53,106	194	-	45	53,345
Total	1,525,950	23,936	2,163	17,536	1,569,585

INVENTORY OF GOVERNMENT HUMAN RESOURCES (IGHR)
3.1 CAREER SERVICE - Report By Branch of the National Government, by Geographical Distribution



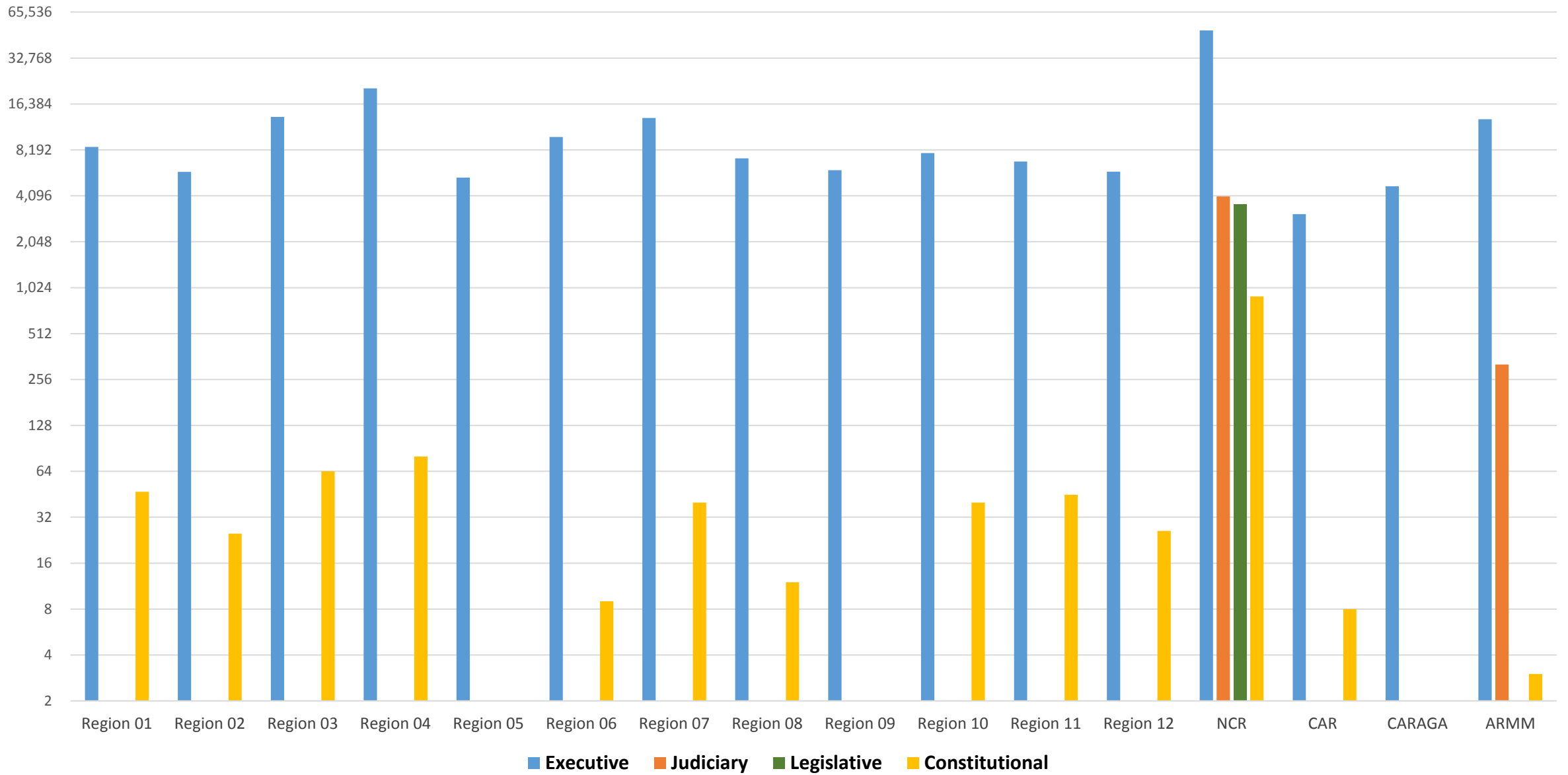
INVENTORY OF GOVERNMENT HUMAN RESOURCES (IGHR)

3.2 NON-CAREER SERVICE - Report By Branch of the National Government, by Geographical Distribution

As of August 31, 2017

Region	Executive	Judiciary	Legislative	Constitutional	Total
Region 01	8,577	-	-	47	8,624
Region 02	5,870	-	-	25	5,895
Region 03	13,462	-	-	64	13,526
Region 04	20,721	-	-	80	20,801
Region 05	5,393	-	-	-	5,393
Region 06	9,943	-	-	9	9,952
Region 07	13,244	-	-	40	13,284
Region 08	7,216	-	-	12	7,228
Region 09	6,021	-	-	-	6,021
Region 10	7,801	-	-	40	7,841
Region 11	6,868	-	-	45	6,913
Region 12	5,902	-	-	26	5,928
NCR	49,771	4,055	3,587	898	58,311
CAR	3,106	-	-	8	3,114
CARAGA	4,733	-	-	-	4,733
ARMM	13,029	321	-	3	13,353
Total	181,657	4,376	3,587	1,297	190,917

INVENTORY OF GOVERNMENT HUMAN RESOURCES (IGHR)
3.2 NON-CAREER SERVICE - Report By Branch of the National Government, by Geographical Distribution

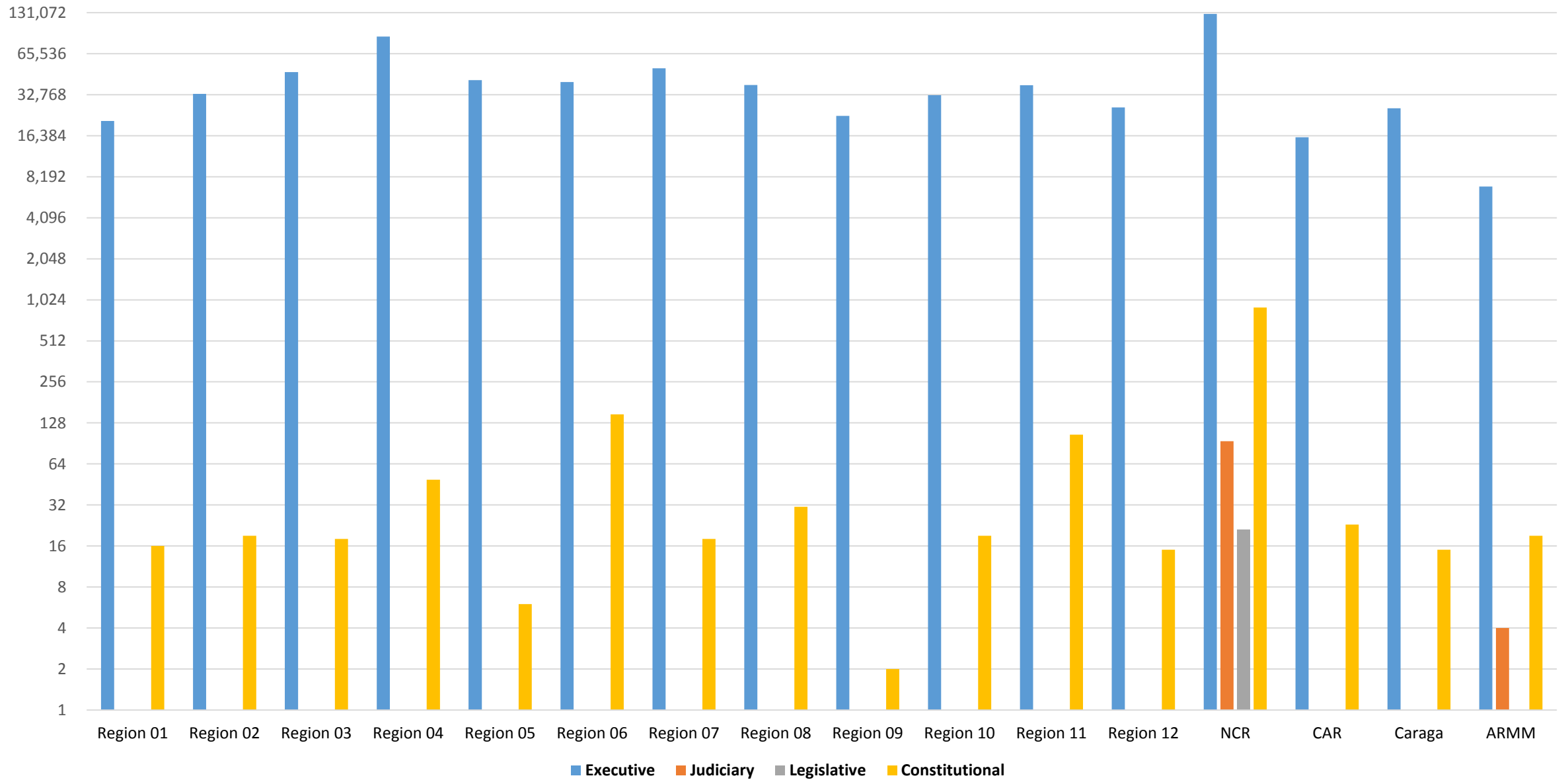


INVENTORY OF GOVERNMENT HUMAN RESOURCES (IGHR)**3.3 JO/COS - Report By Branch of the National Government, by Geographical Distribution**

As of August 31, 2017

Region	Executive	Judiciary	Legislative	Constitutional	Total
Region 01	21,039	-	-	16	21,055
Region 02	33,144	-	-	19	33,163
Region 03	47,954	-	-	18	47,972
Region 04	87,377	-	-	49	87,426
Region 05	41,852	-	-	6	41,858
Region 06	40,483	-	-	148	40,631
Region 07	51,127	-	-	18	51,145
Region 08	38,576	-	-	31	38,607
Region 09	22,920	-	-	2	22,922
Region 10	32,525	-	-	19	32,544
Region 11	38,385	-	-	105	38,490
Region 12	26,387	-	-	15	26,402
NCR	128,191	94	21	898	129,204
CAR	15,940	-	-	23	15,963
Caraga	26,020	-	-	15	26,035
ARMM	6,950	4	-	19	6,973
Total	658,870	98	21	1,401	660,390

**INVENTORY OF GOVERNMENT HUMAN RESOURCES (IGHR)
3.3 JO/COS - Report By Branch of the National Government, by Geographical Distribution**



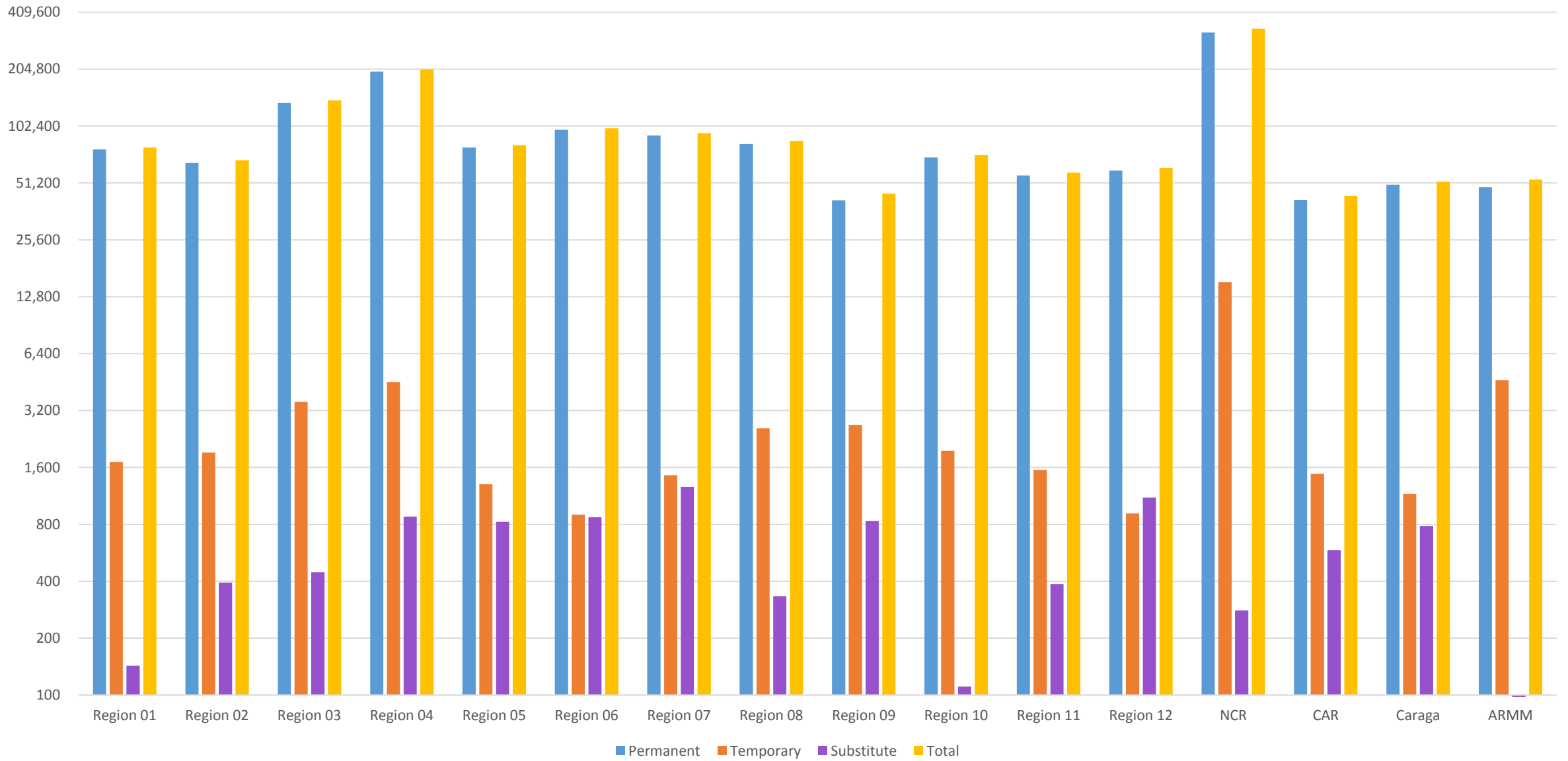
INVENTORY OF GOVERNMENT HUMAN RESOURCES (IGHR)

4.1 CAREER SERVICE - Report By Status of Appointment, by Geographical Distribution

As of August 31, 2017

Region	Permanent	Temporary	Substitute	Total
Region 01	76,904	1,714	143	78,761
Region 02	65,220	1,920	394	67,534
Region 03	135,716	3,556	446	139,718
Region 04	198,523	4,533	879	203,935
Region 05	78,821	1,304	827	80,952
Region 06	97,847	900	873	99,620
Region 07	91,179	1,455	1,264	93,898
Region 08	82,303	2,580	334	85,217
Region 09	41,383	2,688	832	44,903
Region 10	69,762	1,958	111	71,831
Region 11	56,097	1,554	387	58,038
Region 12	59,458	913	1,107	61,478
NCR	319,251	15,294	280	334,825
CAR	41,467	1,484	584	43,535
Caraga	50,053	1,157	785	51,995
ARMM	48,706	4,638	1	53,345
Total	1,512,690	47,648	9,247	1,569,585

**INVENTORY OF GOVERNMENT HUMAN RESOURCES (IGHR)
4.1 CAREER SERVICE - Report By Status of Appointment, by Geographical Distribution**



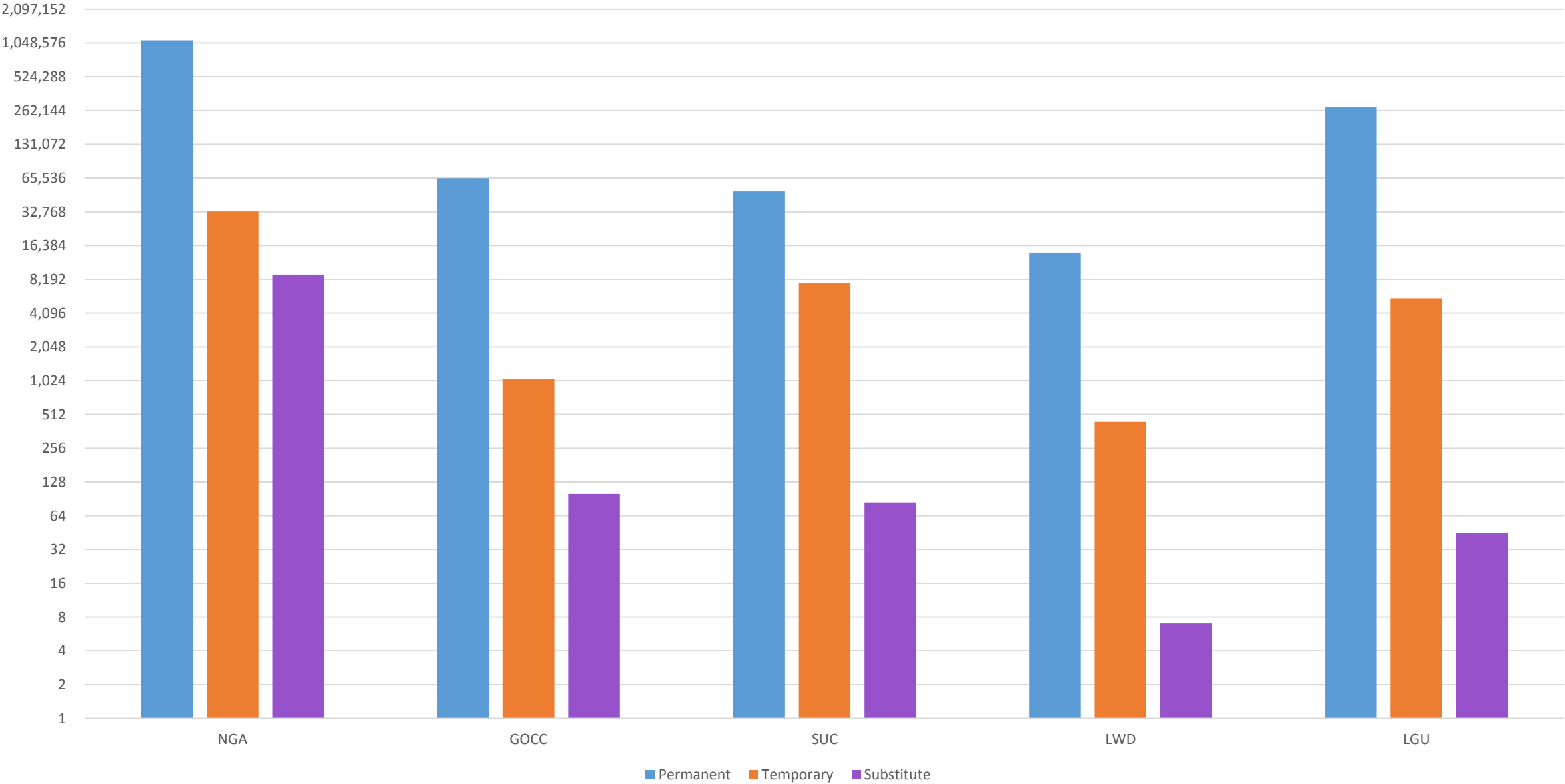
INVENTORY OF GOVERNMENT HUMAN RESOURCES (IGHR)

4.2 CAREER SERVICE - Report By Status of Appointment, by Major Subdivision

As of August 31, 2017

Major Subdivision	Permanent	Temporary	Substitute	Total
NGA	1,104,285	33,041	9,011	1,146,337
GOCC	65,423	1,054	100	66,577
SUC	49,815	7,551	84	57,450
LWD	14,174	440	7	14,621
LGU	278,993	5,562	45	284,600
Total	1,512,690	47,648	9,247	1,569,585

**INVENTORY OF GOVERNMENT HUMAN RESOURCES (IGHR)
4.2 CAREER SERVICE - Report By Status of Appointment, by Major Subdivision**

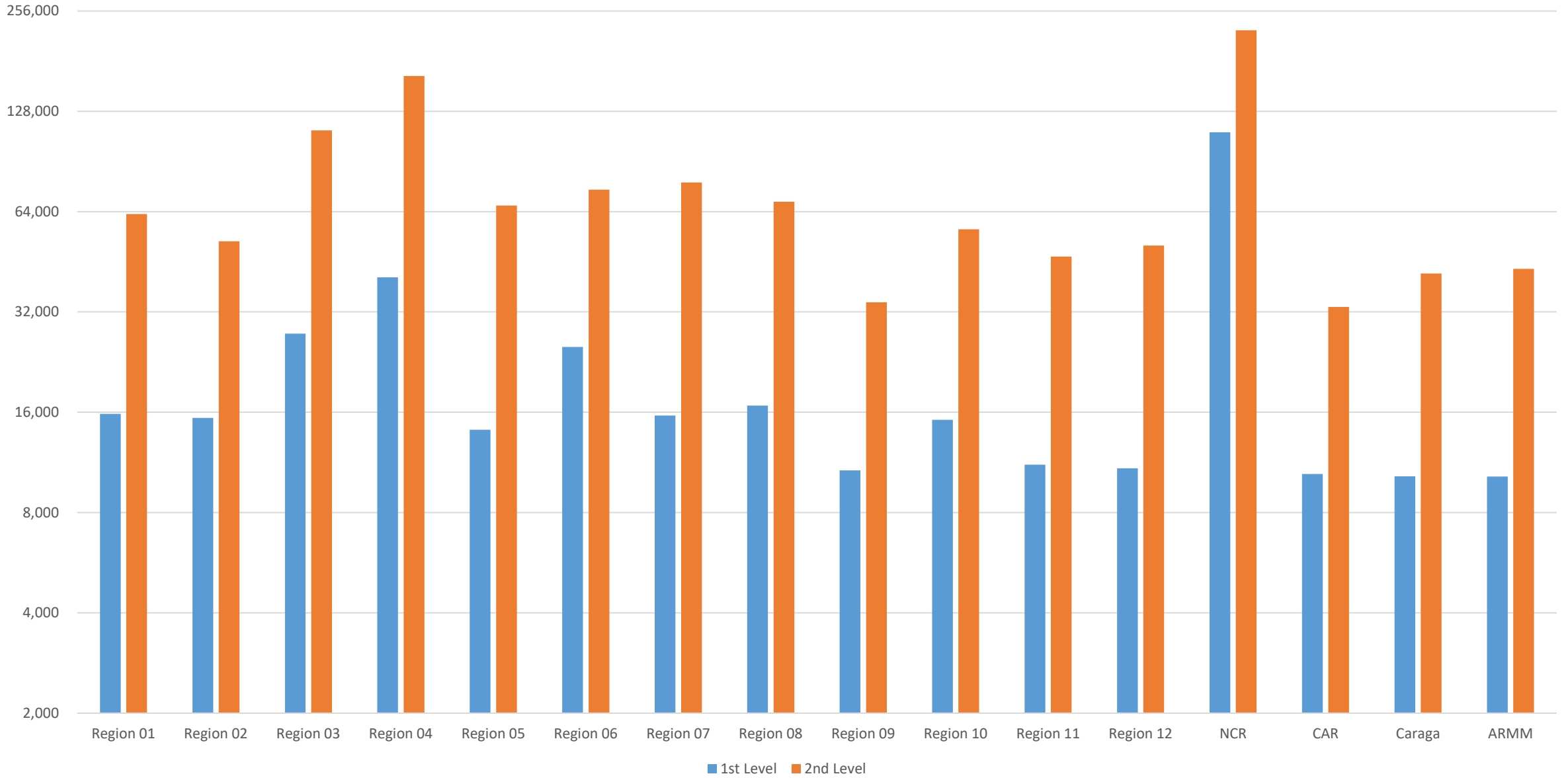


INVENTORY OF GOVERNMENT HUMAN RESOURCES (IGHR)**4.3 CAREER SERVICE - Report By Level of Position, by Geographical Distribution**

As of August 31, 2017

Region	1st Level	2nd Level	Total
Region 01	15,818	62,943	78,761
Region 02	15,397	52,137	67,534
Region 03	27,537	112,181	139,718
Region 04	40,667	163,268	203,935
Region 05	14,169	66,783	80,952
Region 06	25,103	74,517	99,620
Region 07	15,638	78,260	93,898
Region 08	16,745	68,472	85,217
Region 09	10,707	34,196	44,903
Region 10	15,189	56,642	71,831
Region 11	11,135	46,903	58,038
Region 12	10,867	50,611	61,478
NCR	110,792	224,033	334,825
CAR	10,439	33,096	43,535
Caraga	10,281	41,714	51,995
ARMM	10,265	43,080	53,345
Total	360,749	1,208,836	1,569,585

**INVENTORY OF GOVERNMENT HUMAN RESOURCES (IGHR)
4.3 CAREER SERVICE - Report By Level of Position, by Geographical Distribution**



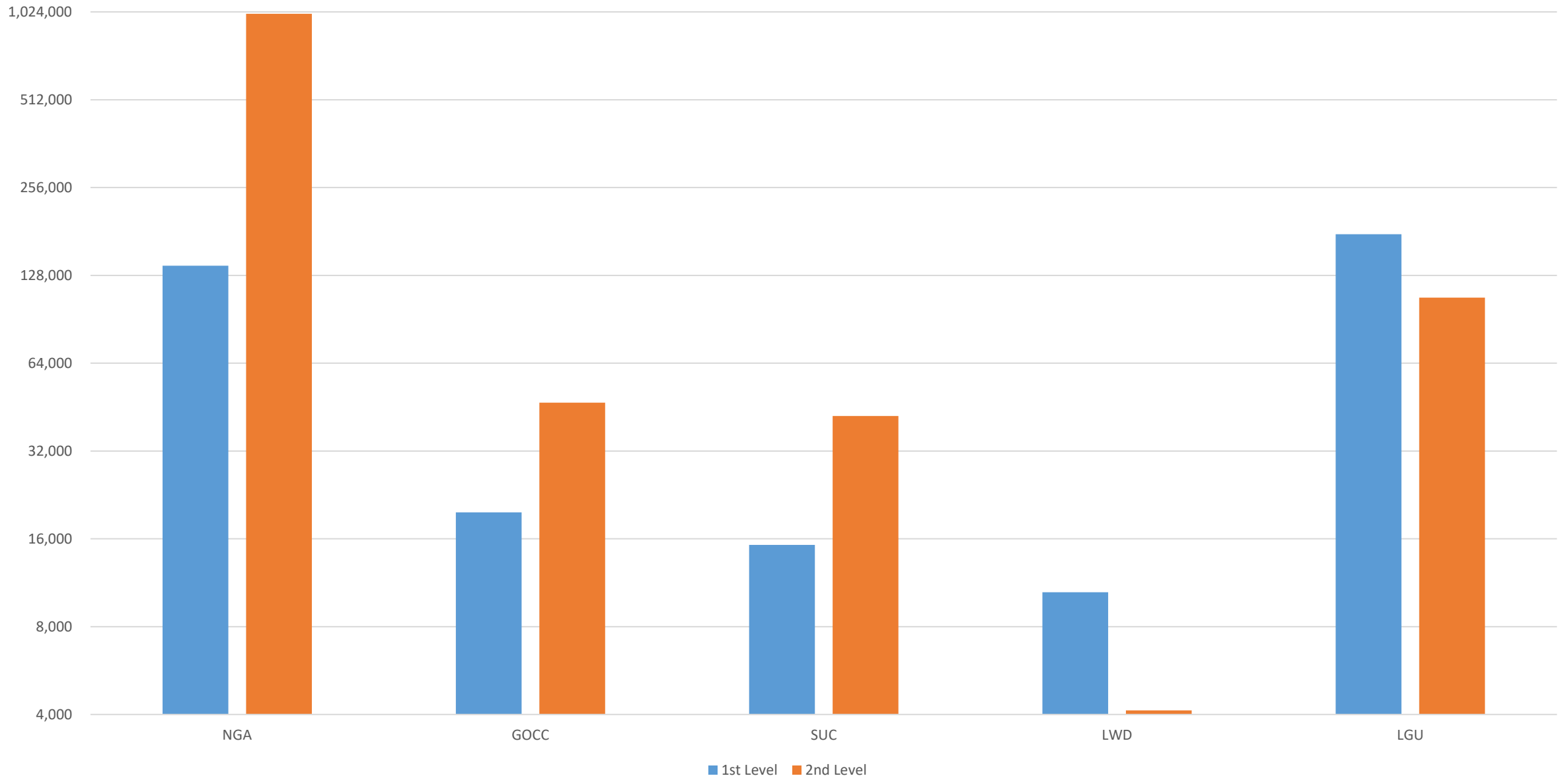
INVENTORY OF GOVERNMENT HUMAN RESOURCES (IGHR)

4.4 CAREER SERVICE - Report By Level of Position, by Major Subdivision

As of August 31, 2017

Major Subdivision	1st Level	2nd Level	Total
NGA	138,076	1,008,261	1,146,337
GOCC	19,718	46,859	66,577
SUC	15,260	42,190	57,450
LWD	10,493	4,128	14,621
LGU	177,202	107,398	284,600
Total	360,749	1,208,836	1,569,585

**INVENTORY OF GOVERNMENT HUMAN RESOURCES (IGHR)
4.4 CAREER SERVICE - Report By Level of Position, by Major Subdivision**



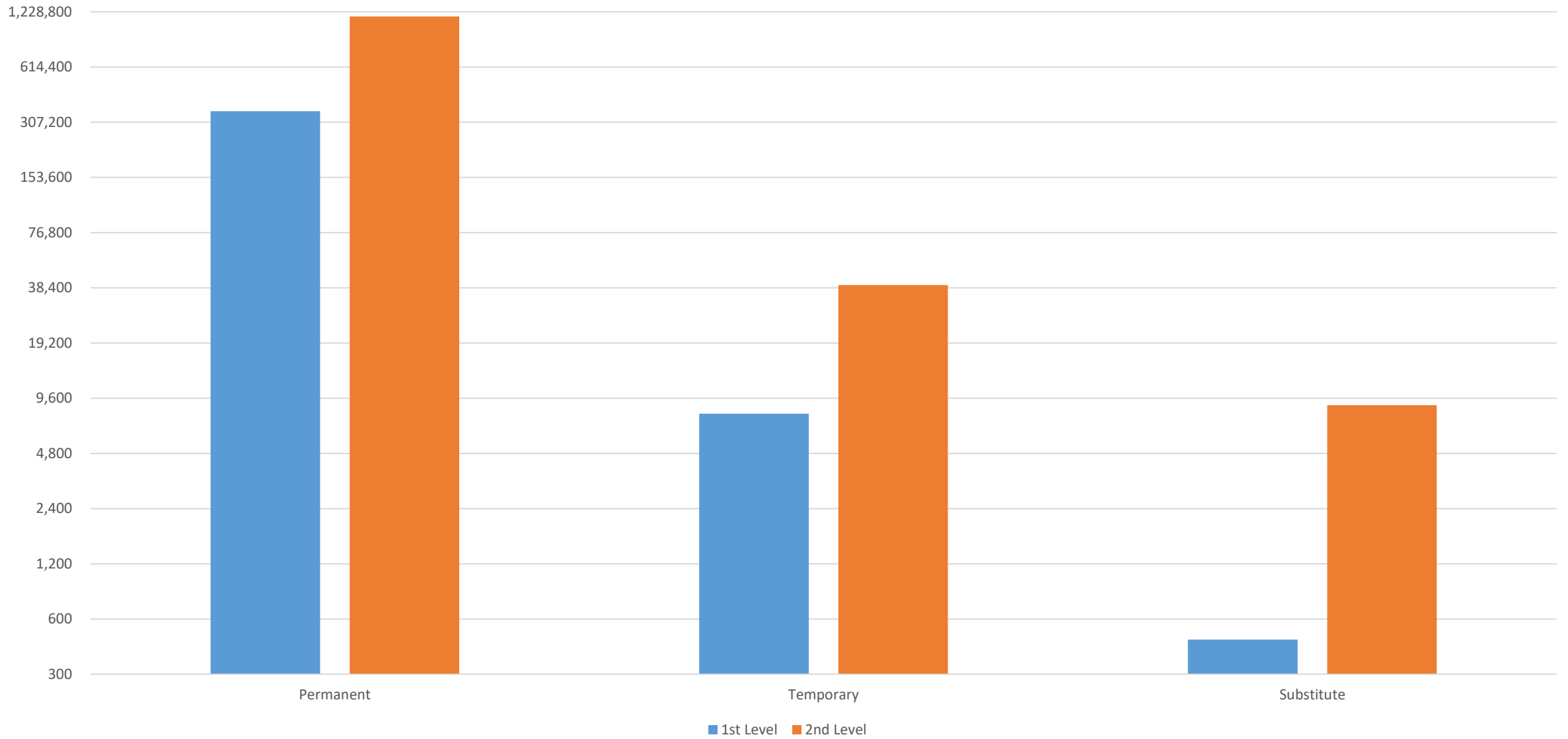
INVENTORY OF GOVERNMENT HUMAN RESOURCES (IGHR)

4.5 CAREER SERVICE - Report By Status of Appointment, by Level of Position

As of August 31, 2017

Level of Position	Permanent	Temporary	Substitute	Total
1st Level	352,375	7,911	463	360,749
2nd Level	1,160,315	39,737	8,784	1,208,836
Total	1,512,690	47,648	9,247	1,569,585

**INVENTORY OF GOVERNMENT HUMAN RESOURCES (IGHR)
4.5 CAREER SERVICE - Report By Status of Appointment, by Level of Position**



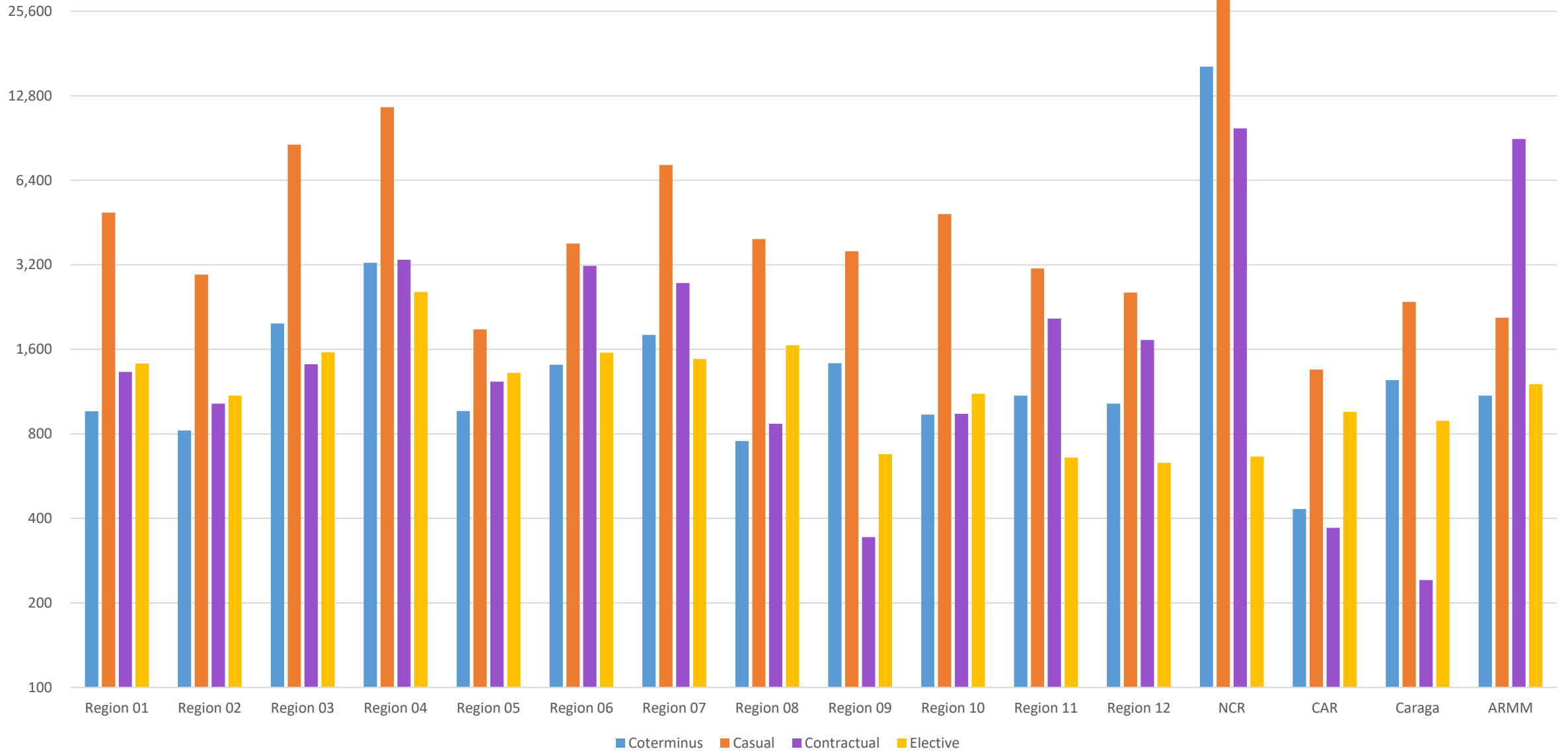
INVENTORY OF GOVERNMENT HUMAN RESOURCES (IGHR)

5.1 NON-CAREER SERVICE - Report By Status of Appointment, by Geographical Distribution

As of August 31, 2017

Region	Coterminus	Casual	Contractual	Elective	Total
Region 01	962	4,907	1,329	1,426	8,624
Region 02	822	2,954	1,024	1,095	5,895
Region 03	1,977	8,573	1,414	1,562	13,526
Region 04	3,257	11,648	3,334	2,562	20,801
Region 05	965	1,883	1,228	1,317	5,393
Region 06	1,411	3,814	3,169	1,558	9,952
Region 07	1,802	7,250	2,753	1,479	13,284
Region 08	754	3,952	869	1,653	7,228
Region 09	1,427	3,574	343	677	6,021
Region 10	936	4,850	943	1,112	7,841
Region 11	1,094	3,104	2,057	658	6,913
Region 12	1,024	2,547	1,727	630	5,928
NCR	16,241	31,612	9,794	664	58,311
CAR	432	1,355	370	957	3,114
Caraga	1,242	2,360	241	890	4,733
ARMM	1,095	2,073	8,983	1,202	13,353
Total	35,441	96,456	39,578	19,442	190,917

**INVENTORY OF GOVERNMENT HUMAN RESOURCES (IGHR)
5.1 NON-CAREER SERVICE - Report By Status of Appointment, by Geographical Distribution**



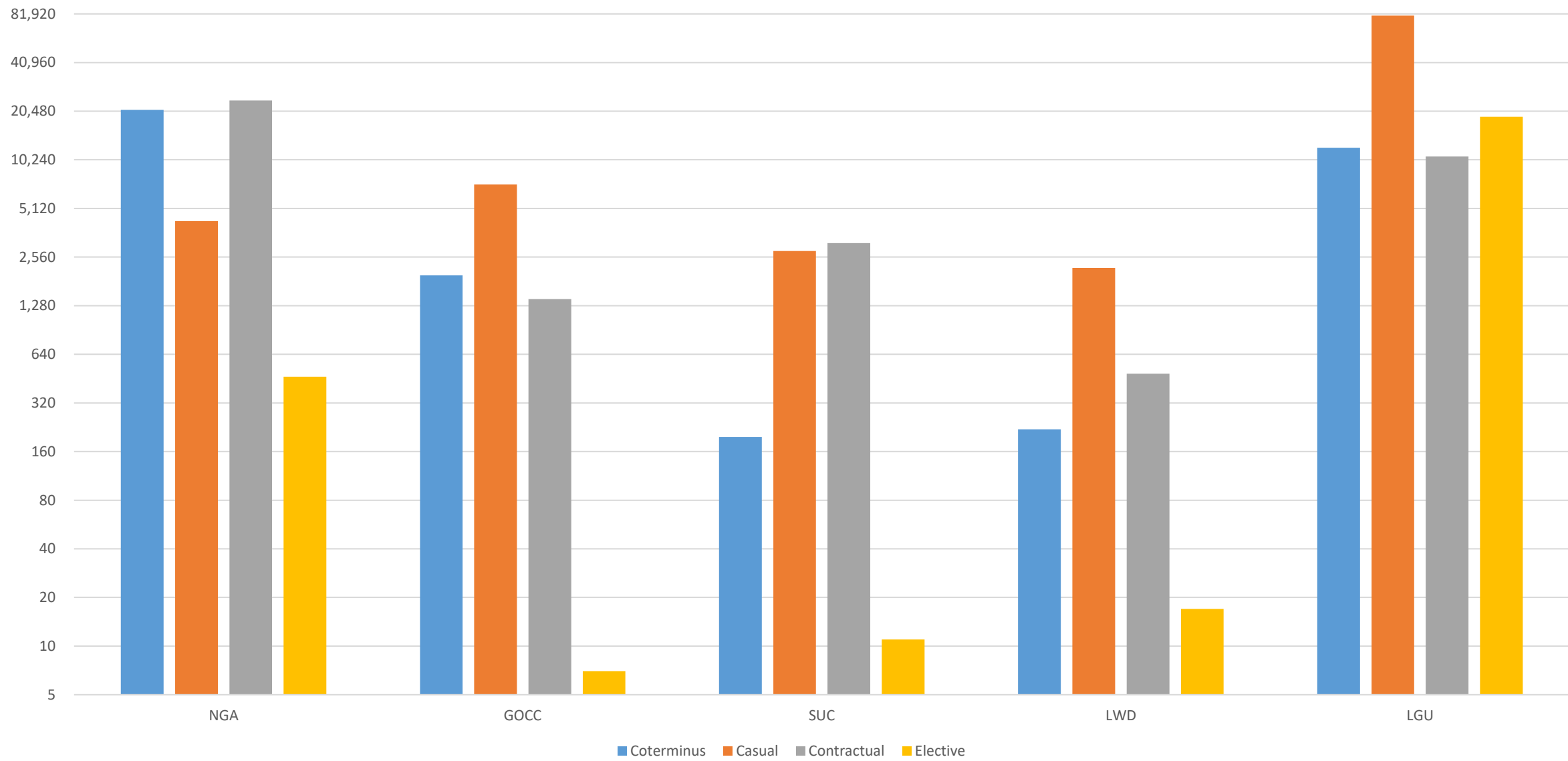
INVENTORY OF GOVERNMENT HUMAN RESOURCES (IGHR)

5.2 NON-CAREER SERVICE - Report By Status of Appointment, by Major Subdivision

As of August 31, 2017

Major Subdivision	Coterminus	Casual	Contractual	Elective	Total
NGA	20,878	4,280	23,835	465	49,458
GOCC	1,970	7,201	1,405	7	10,583
SUC	197	2,790	3,126	11	6,124
LWD	220	2,193	485	17	2,915
LGU	12,176	79,992	10,727	18,942	121,837
Total	35,441	96,456	39,578	19,442	190,917

**INVENTORY OF GOVERNMENT HUMAN RESOURCES (IGHR)
5.2 NON-CAREER SERVICE - Report By Status of Appointment, by Major Subdivision**



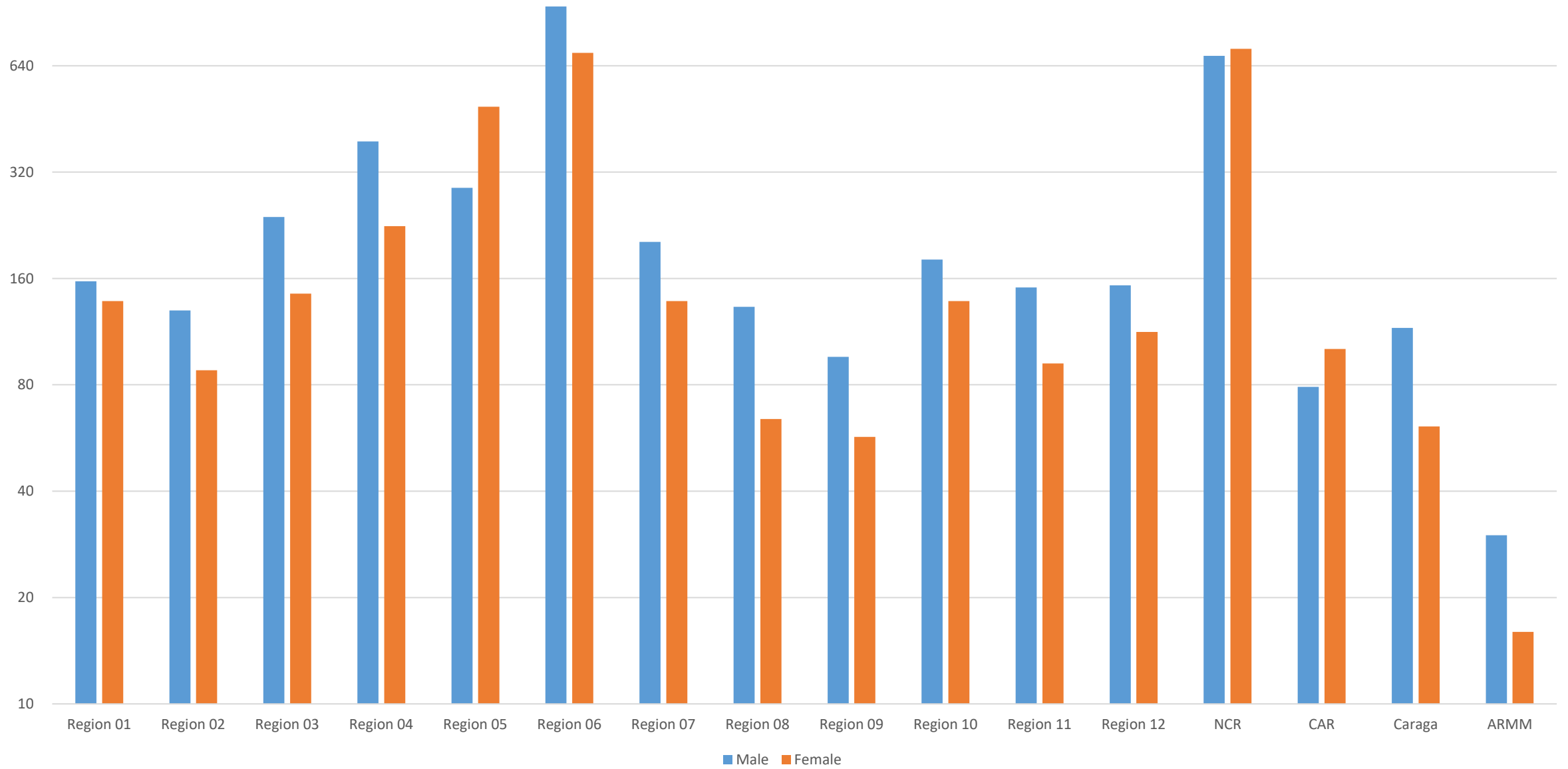
INVENTORY OF GOVERNMENT HUMAN RESOURCES (IGHR)

6. Persons with Disability (PWD) - Report by Geographical Distribution

As of August 31, 2017

Region	Male	Female	Total
Region 01	157	138	295
Region 02	130	88	218
Region 03	239	145	384
Region 04	391	225	616
Region 05	289	490	779
Region 06	942	696	1,638
Region 07	203	138	341
Region 08	133	64	197
Region 09	96	57	153
Region 10	181	138	319
Region 11	151	92	243
Region 12	153	113	266
NCR	683	715	1,398
CAR	79	101	180
Caraga	116	61	177
ARMM	30	16	46
Total	3,973	3,277	7,250

**INVENTORY OF GOVERNMENT HUMAN RESOURCES (IGHR)
6.0 Persons with Disability (PWD) - Report by Geographical Distribution**

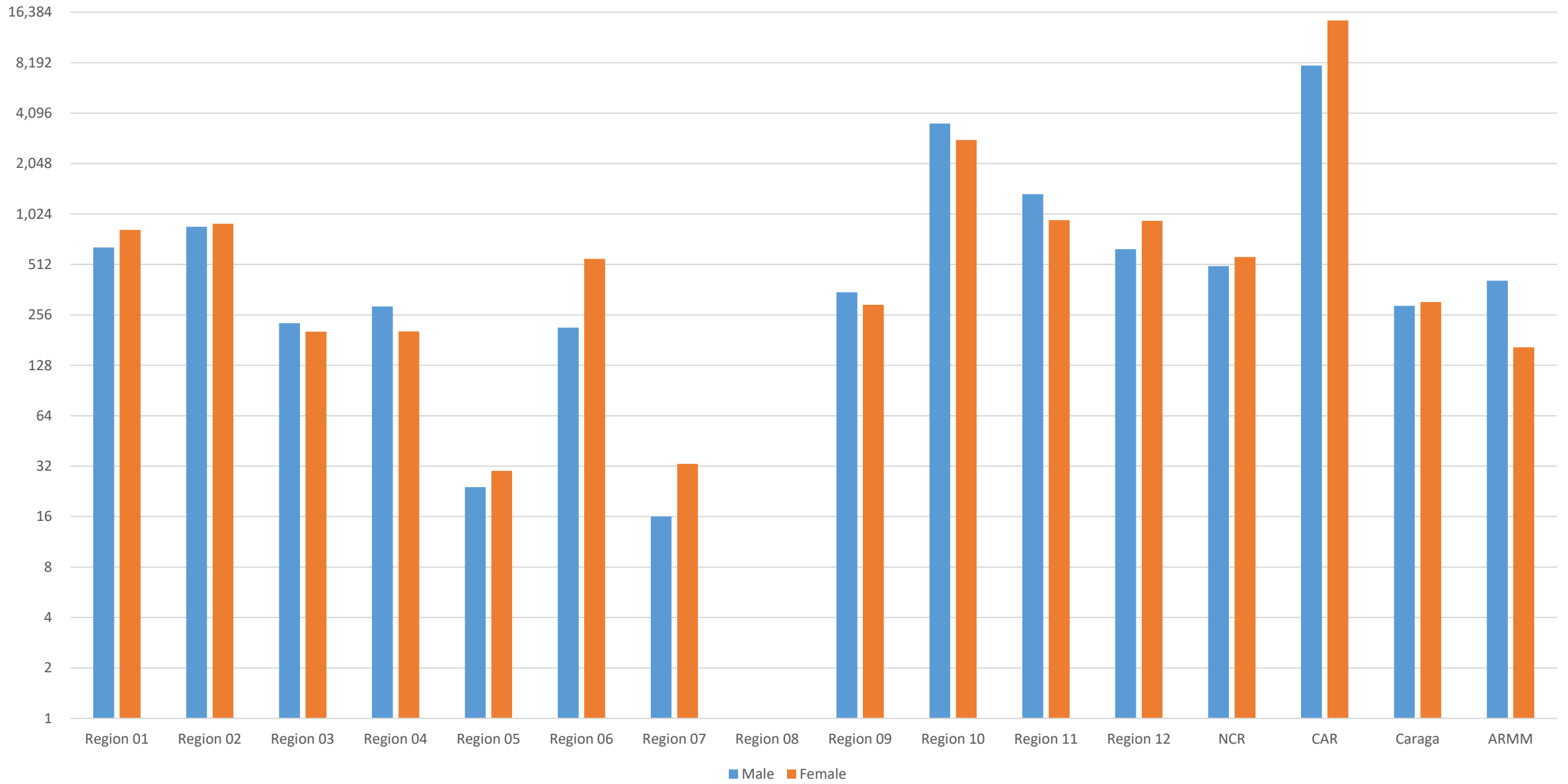


INVENTORY OF GOVERNMENT HUMAN RESOURCES (IGHR)**7. Indigenous Group - Report by Geographical Distribution**

As of August 31, 2017

Region	Male	Female	Total
Region 01	647	822	1,469
Region 02	859	896	1,755
Region 03	228	203	431
Region 04	287	204	491
Region 05	24	30	54
Region 06	215	552	767
Region 07	16	33	49
Region 08	1	-	1
Region 09	349	294	643
Region 10	3,551	2,833	6,384
Region 11	1,345	941	2,286
Region 12	632	931	1,563
NCR	500	567	1,067
CAR	7,870	14,623	22,493
Caraga	290	305	595
ARMM	409	164	573
Total	17,223	23,398	40,621

**INVENTORY OF GOVERNMENT HUMAN RESOURCES (IGHR)
7.0 Indigenous Group - Report by Geographical Distribution**



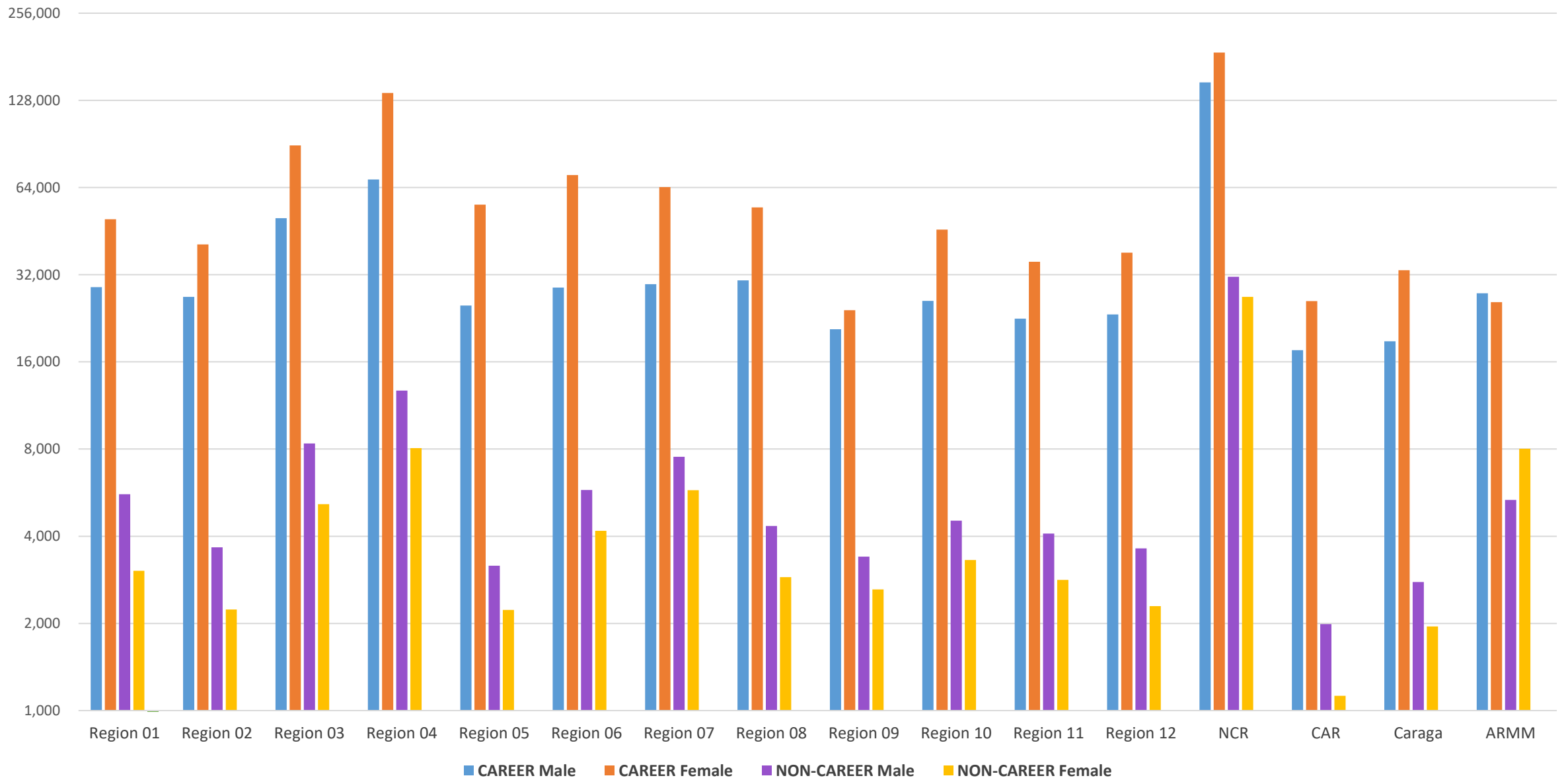
INVENTORY OF GOVERNMENT HUMAN RESOURCES (IGHR)

8.0 Report By Sex - by Classification of Position, by Geographical Distribution

As of August 31, 2017

REGION	CAREER		Sub-Total	NON-CAREER		Sub-Total	JO/COS		Sub-Total	TOTAL	
	Male	Female		Male	Female		Male	Female		Male	Female
Region 01	28,995	49,766	78,761	5,586	3,038	8,624	13,018	8,037	21,055	47,599	60,841
Region 02	26,810	40,724	67,534	3,660	2,235	5,895	18,663	14,500	33,163	49,133	57,459
Region 03	50,200	89,518	139,718	8,364	5,162	13,526	31,243	16,729	47,972	89,807	111,409
Region 04	68,230	135,705	203,935	12,741	8,060	20,801	54,044	33,382	87,426	135,015	177,147
Region 05	25,063	55,889	80,952	3,166	2,227	5,393	23,974	17,884	41,858	52,203	76,000
Region 06	28,891	70,729	99,620	5,776	4,176	9,952	23,396	17,235	40,631	58,063	92,140
Region 07	29,675	64,223	93,898	7,519	5,765	13,284	30,904	20,241	51,145	68,098	90,229
Region 08	30,592	54,625	85,217	4,339	2,889	7,228	23,373	15,234	38,607	58,304	72,748
Region 09	20,754	24,149	44,903	3,401	2,620	6,021	14,345	8,577	22,922	38,500	35,346
Region 10	26,004	45,827	71,831	4,530	3,311	7,841	20,311	12,233	32,544	50,845	61,371
Region 11	22,582	35,456	58,038	4,085	2,828	6,913	25,396	13,094	38,490	52,063	51,378
Region 12	23,349	38,129	61,478	3,633	2,295	5,928	16,760	9,642	26,402	43,742	50,066
NCR	147,627	187,198	334,825	31,481	26,830	58,311	67,754	61,450	129,204	246,862	275,478
CAR	17,573	25,962	43,535	1,989	1,125	3,114	8,407	7,556	15,963	27,969	34,643
Caraga	18,839	33,156	51,995	2,780	1,953	4,733	14,415	11,620	26,035	36,034	46,729
ARMM	27,603	25,742	53,345	5,338	8,015	13,353	4,695	2,278	6,973	37,636	36,035
TOTAL	592,787	976,798	1,569,585	108,388	82,529	190,917	390,698	269,692	660,390	1,091,873	1,329,019
GRAND TOTAL										2,420,892	

**INVENTORY OF GOVERNMENT HUMAN RESOURCES (IGHR)
8.0 Report By Sex - by Classification of Position, by Geographical Distribution**



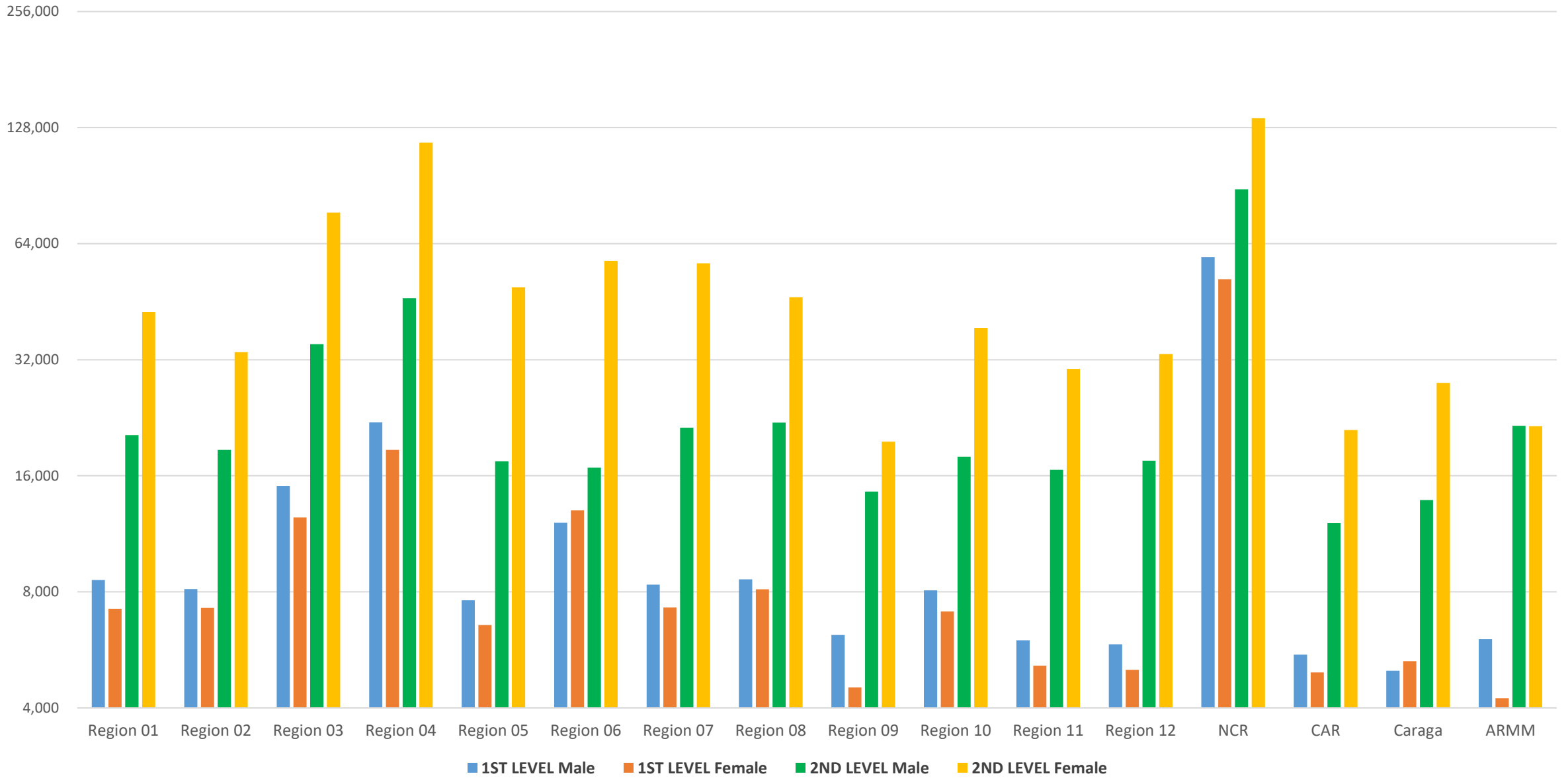
INVENTORY OF GOVERNMENT HUMAN RESOURCES (IGHR)

8.1 CAREER SERVICE - Report By Gender, by Level of Position, by Geographical Distribution

As of August 31, 2017

REGION	1ST LEVEL		Sub-Total	2ND LEVEL		Sub-Total	TOTAL	
	Male	Female		Male	Female		Male	Female
Region 01	8,586	7,232	15,818	20,409	42,534	62,943	28,995	49,766
Region 02	8,133	7,264	15,397	18,677	33,460	52,137	26,810	40,724
Region 03	15,058	12,479	27,537	35,142	77,039	112,181	50,200	89,518
Region 04	22,002	18,665	40,667	46,228	117,040	163,268	68,230	135,705
Region 05	7,611	6,558	14,169	17,452	49,331	66,783	25,063	55,889
Region 06	12,092	13,011	25,103	16,799	57,718	74,517	28,891	70,729
Region 07	8,352	7,286	15,638	21,323	56,937	78,260	29,675	64,223
Region 08	8,625	8,120	16,745	21,967	46,505	68,472	30,592	54,625
Region 09	6,186	4,521	10,707	14,568	19,628	34,196	20,754	24,149
Region 10	8,072	7,117	15,189	17,932	38,710	56,642	26,004	45,827
Region 11	5,988	5,147	11,135	16,594	30,309	46,903	22,582	35,456
Region 12	5,849	5,018	10,867	17,500	33,111	50,611	23,349	38,129
NCR	59,035	51,757	110,792	88,592	135,441	224,033	147,627	187,198
CAR	5,495	4,944	10,439	12,078	21,018	33,096	17,573	25,962
Caraga	4,993	5,288	10,281	13,846	27,868	41,714	18,839	33,156
ARMM	6,029	4,236	10,265	21,574	21,506	43,080	27,603	25,742
TOTAL	192,106	168,643	360,749	400,681	808,155	1,208,836	592,787	976,798
GRAND TOTAL							1,569,585	

**INVENTORY OF GOVERNMENT HUMAN RESOURCES (IGHR)
8.1 CAREER SERVICE - Report By Sex, by Level of Position, by Geographical Distribution**



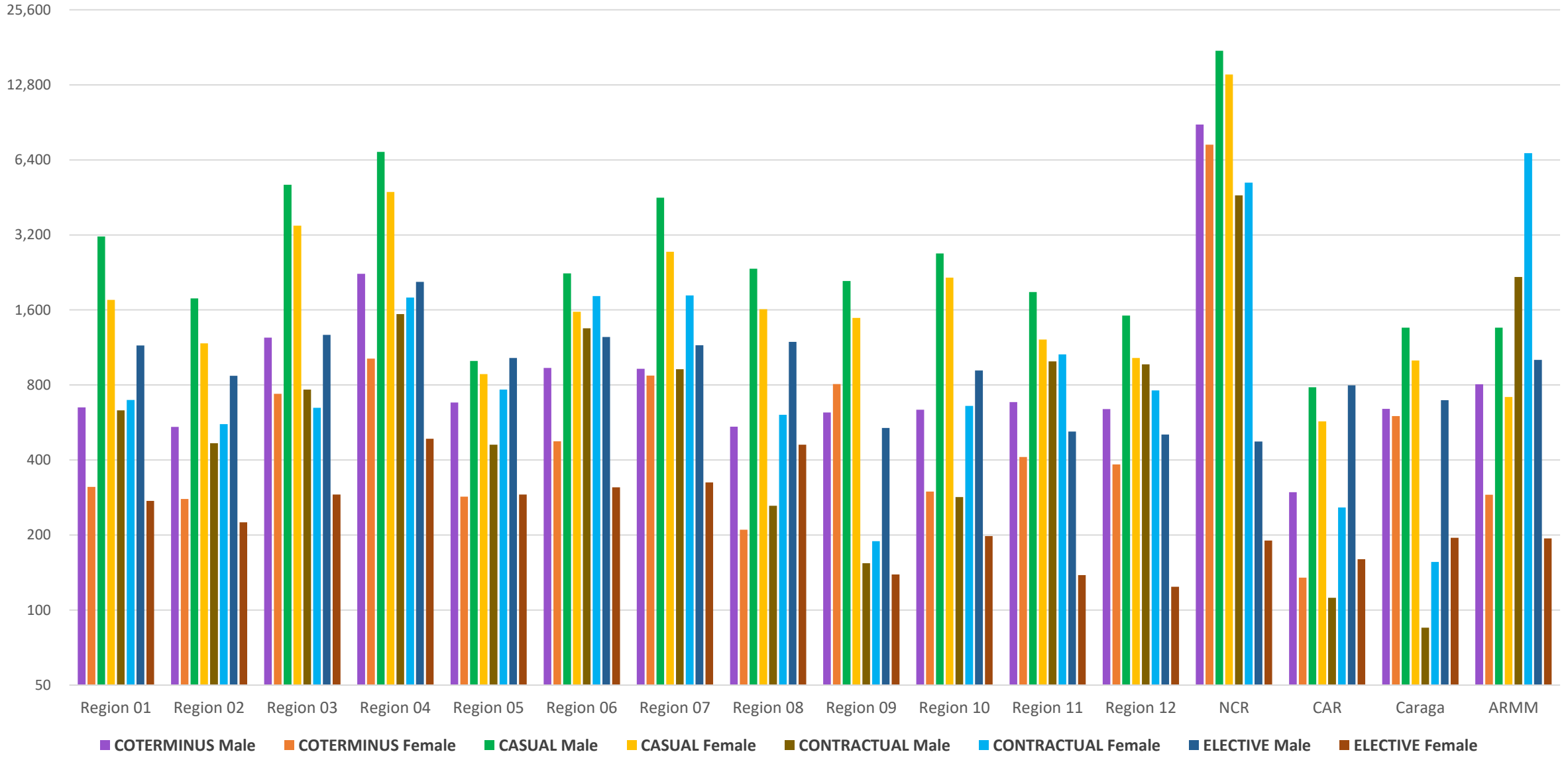
INVENTORY OF GOVERNMENT HUMAN RESOURCES (IGHR)

8.2 NON-CAREER SERVICE - Report By Gender, by Level of Position, by Geographical Distribution

As of August 31, 2017

REGION	COTERMINUS		Sub-Total	CASUAL		Sub-Total	CONTRACTUAL		Sub-Total	ELECTIVE		Sub-Total	TOTAL	
	Male	Female		Male	Female		Male	Female		Male	Female		Male	Female
Region 01	650	312	962	3,151	1,756	4,907	633	696	1,329	1,152	274	1,426	5,586	3,038
Region 02	543	279	822	1,780	1,174	2,954	467	557	1,024	870	225	1,095	3,660	2,235
Region 03	1,240	737	1,977	5,087	3,486	8,573	766	648	1,414	1,271	291	1,562	8,364	5,162
Region 04	2,236	1,021	3,257	6,890	4,758	11,648	1,540	1,794	3,334	2,075	487	2,562	12,741	8,060
Region 05	680	285	965	999	884	1,883	461	767	1,228	1,026	291	1,317	3,166	2,227
Region 06	936	475	1,411	2,242	1,572	3,814	1,351	1,818	3,169	1,247	311	1,558	5,776	4,176
Region 07	929	873	1,802	4,511	2,739	7,250	925	1,828	2,753	1,154	325	1,479	7,519	5,765
Region 08	544	210	754	2,341	1,611	3,952	262	607	869	1,192	461	1,653	4,339	2,889
Region 09	620	807	1,427	2,089	1,485	3,574	154	189	343	538	139	677	3,401	2,620
Region 10	637	299	936	2,695	2,155	4,850	284	659	943	914	198	1,112	4,530	3,311
Region 11	683	411	1,094	1,887	1,217	3,104	995	1,062	2,057	520	138	658	4,085	2,828
Region 12	640	384	1,024	1,520	1,027	2,547	967	760	1,727	506	124	630	3,633	2,295
NCR	8,875	7,366	16,241	17,521	14,091	31,612	4,611	5,183	9,794	474	190	664	31,481	26,830
CAR	297	135	432	783	572	1,355	112	258	370	797	160	957	1,989	1,125
Caraga	642	600	1,242	1,358	1,002	2,360	85	156	241	695	195	890	2,780	1,953
ARMM	805	290	1,095	1,357	716	2,073	2,168	6,815	8,983	1,008	194	1,202	5,338	8,015
TOTAL	20,957	14,484	35,441	56,211	40,245	96,456	15,781	23,797	39,578	15,439	4,003	19,442	108,388	82,529
GRAND TOTAL												190,917		

**INVENTORY OF GOVERNMENT HUMAN RESOURCES (IGHR)
8.2 NON-CAREER SERVICE - Report By Sex, by Level of Position, by Geographical Distribution**



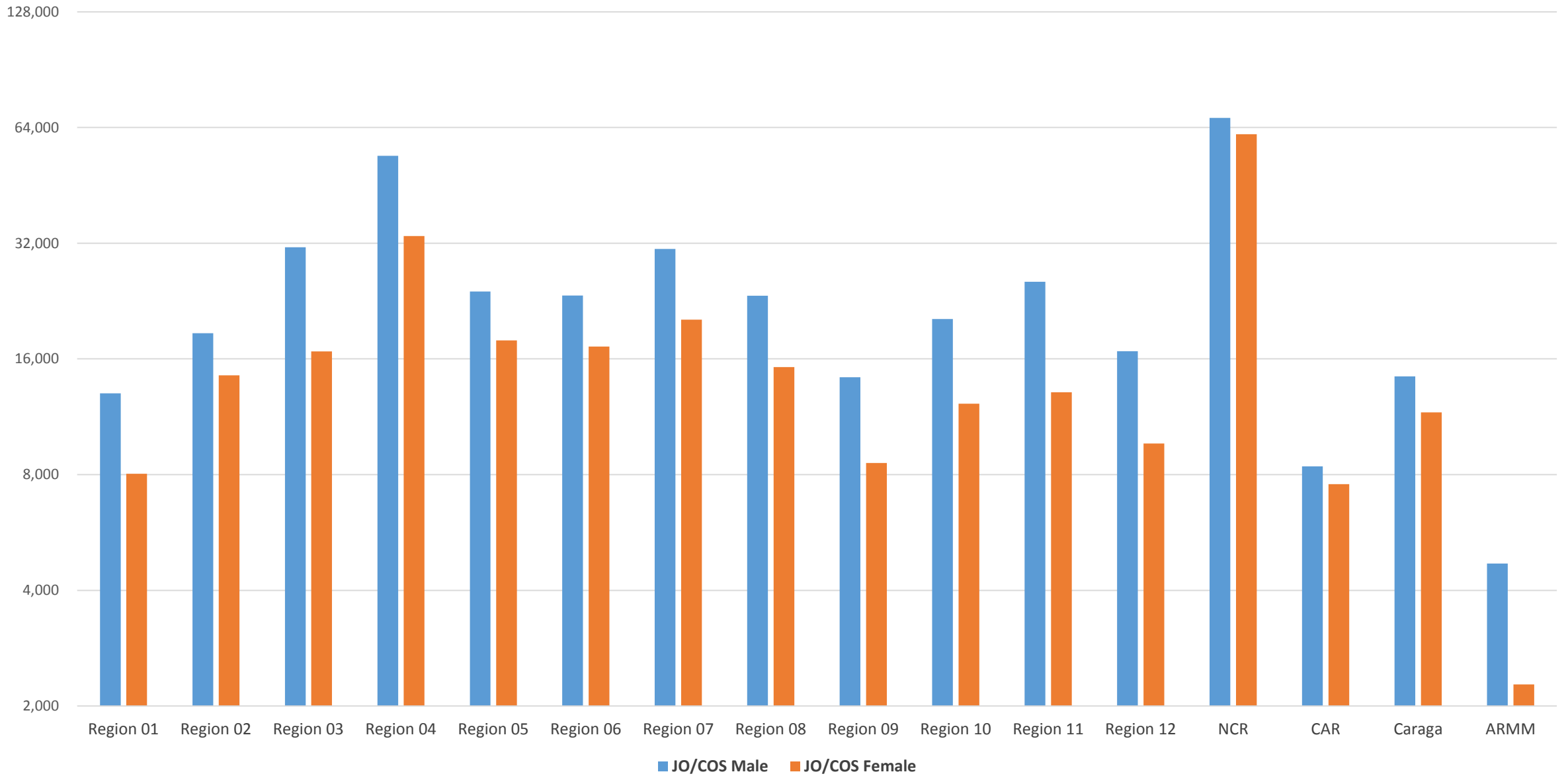
INVENTORY OF GOVERNMENT HUMAN RESOURCES (IGHR)

8.3 JO/COS - Report By Gender, by Level of Position, by Geographical Distribution

As of August 31, 2017

REGION	JO/COS		Total
	Male	Female	
Region 01	13,018	8,037	21,055
Region 02	18,663	14,500	33,163
Region 03	31,243	16,729	47,972
Region 04	54,044	33,382	87,426
Region 05	23,974	17,884	41,858
Region 06	23,396	17,235	40,631
Region 07	30,904	20,241	51,145
Region 08	23,373	15,234	38,607
Region 09	14,345	8,577	22,922
Region 10	20,311	12,233	32,544
Region 11	25,396	13,094	38,490
Region 12	16,760	9,642	26,402
NCR	67,754	61,450	129,204
CAR	8,407	7,556	15,963
Caraga	14,415	11,620	26,035
ARMM	4,695	2,278	6,973
TOTAL	390,698	269,692	660,390

**INVENTORY OF GOVERNMENT HUMAN RESOURCES (IGHR)
8.3 JO/COS - Report By Sex, by Level of Position, by Geographical Distribution**



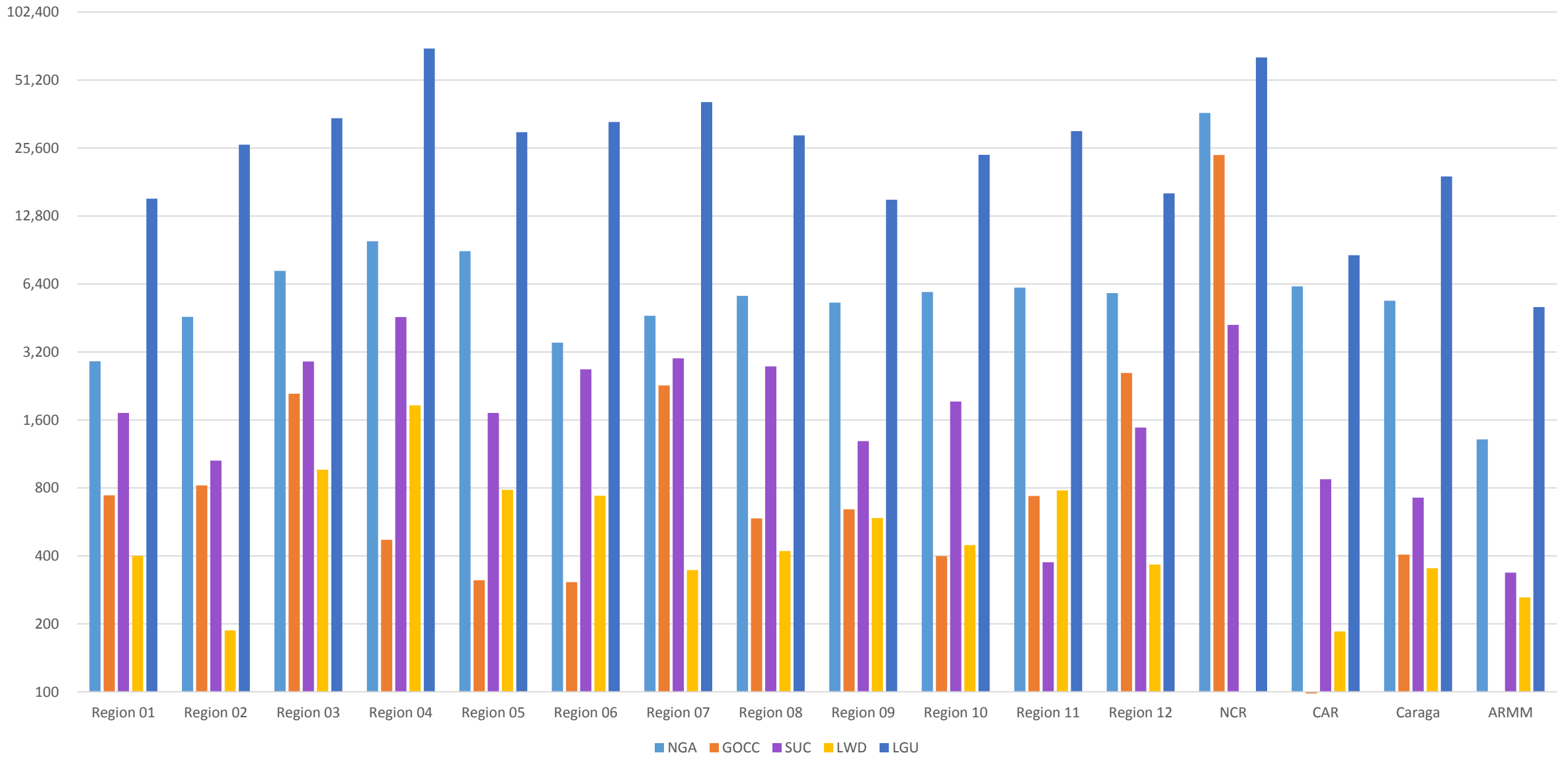
INVENTORY OF GOVERNMENT HUMAN RESOURCES (IGHR)

9.0 Job Order/Contract of Service - Report By Major Subdivision, by Geographical Distribution

As of August 31, 2017

Region	NGA	GOCC	SUC	LWD	LGU	Total
Region 01	2,908	742	1,717	400	15,288	21,055
Region 02	4,582	820	1,056	187	26,518	33,163
Region 03	7,318	2,090	2,904	963	34,697	47,972
Region 04	9,896	471	4,573	1,858	70,628	87,426
Region 05	8,944	312	1,718	785	30,099	41,858
Region 06	3,517	306	2,681	738	33,389	40,631
Region 07	4,631	2,273	2,998	346	40,897	51,145
Region 08	5,673	586	2,761	420	29,167	38,607
Region 09	5,298	643	1,289	589	15,103	22,922
Region 10	5,892	399	1,930	446	23,877	32,544
Region 11	6,170	737	375	780	30,428	38,490
Region 12	5,835	2,582	1,480	366	16,139	26,402
NCR	36,654	23,819	4,223	-	64,508	129,204
CAR	6,249	64	873	185	8,592	15,963
CARAGA	5,395	405	724	353	19,158	26,035
ARMM	1,311	-	337	262	5,063	6,973
Total	120,273	36,249	31,639	8,678	463,551	660,390

**INVENTORY OF GOVERNMENT HUMAN RESOURCES (IGHR)
9.0 Job Order/Contract of Service - Report By Major Subdivision, by Geographical Distribution**



INVENTORY OF GOVERNMENT HUMAN RESOURCES (IGHR)

10.0 Report By Level of Position, by Major Subdivision

As of August 31, 2017

Major Subdivision	CAREER			NON-CAREER					JO/COS	TOTAL
	1st Level	2nd Level	Sub-Total	Coterminus	Casual	Contractual	Elective	Sub-Total		
NGA	138,076	1,008,261	1,146,337	20,878	4,280	23,835	465	49,458	120,273	1,316,068
GOCC	19,718	46,859	66,577	1,970	7,201	1,405	7	10,583	36,249	113,409
SUC	15,260	42,190	57,450	197	2,790	3,126	11	6,124	31,639	95,213
LWD	10,493	4,128	14,621	220	2,193	485	17	2,915	8,678	26,214
LGU	177,202	107,398	284,600	12,176	79,992	10,727	18,942	121,837	463,551	869,988
Total	360,749	1,208,836	1,569,585	35,441	96,456	39,578	19,442	190,917	660,390	2,420,892

INVENTORY OF GOVERNMENT HUMAN RESOURCE SYSTEM (IGHRS)
10.1 NGA - Detailed Agency report by Classification, by Level of Position, by Gender
As of August 31, 2017

No.	DEPARTMENT / AGENCY	CAREER							NON-CAREER													Job-Order / Contract of Service			GRAND TOTAL
		1st Level			2nd Level			Total	Coterminus			Casual			Contractual			Elective			Total	Contract of Service			
		Male	Female	Sub-Total	Male	Female	Sub-Total		Male	Female	Sub-Total	Male	Female	Sub-Total	Male	Female	Sub-Total	Male	Female	Sub-Total		Male	Female	Sub-Total	
1	ARMM-OFFICE OF THE REGIONAL GOVERNOR	121	103	224	95	130	225	449	82	64	146	55	54	109	145	92	237	21	5	26	518	223	127	350	1,317
2	CIVIL SERVICE COMMISSION	133	82	215	319	620	939	1,154	15	12	27	3	1	4	2	-	2	-	-	-	33	16	20	36	1,223
3	COMMISSION ON APPOINTMENTS	17	5	22	30	41	71	93	70	60	130	14	18	32	-	-	-	1	-	1	163	-	-	-	256
4	COMMISSION ON AUDIT	468	443	911	3,037	6,452	9,489	10,400	21	18	39	-	-	-	6	1	7	-	-	-	46	175	62	237	10,683
5	COMMISSION ON ELECTIONS	1,193	1,185	2,378	642	846	1,488	3,866	55	59	114	421	231	652	11	15	26	-	-	-	792	422	330	752	5,410
6	COMMISSION ON HUMAN RIGHTS OF THE PHILIPPINES	115	90	205	276	279	555	760	38	45	83	7	8	15	-	-	-	-	-	-	98	84	61	145	1,003
7	DEPARTMENT OF AGRARIAN REFORM	482	749	1,231	2,040	3,559	5,599	6,830	188	183	371	-	-	-	57	44	101	-	-	-	472	971	868	1,839	9,141
8	DEPARTMENT OF AGRICULTURE	1,865	1,362	3,227	2,964	3,778	6,742	9,969	468	256	724	17	14	31	50	51	101	-	-	-	856	5,898	5,523	11,421	22,246
9	DEPARTMENT OF BUDGET AND MANAGEMENT	88	53	141	247	637	884	1,025	36	38	74	-	1	1	218	168	386	-	-	-	461	87	43	130	1,616
10	DEPARTMENT OF EDUCATION	10,255	12,569	22,824	136,669	569,817	706,486	729,310	1,764	631	2,395	533	419	952	917	742	1,659	-	-	-	5,006	5,213	3,279	8,492	742,808
11	DEPARTMENT OF ENERGY	76	52	128	243	275	518	646	13	12	25	-	-	-	-	-	-	-	1	1	26	88	91	179	851
12	DEPARTMENT OF ENVIRONMENT AND NATURAL RESOURCES	4,803	3,641	8,444	3,829	4,140	7,969	16,413	578	339	917	109	157	266	479	397	876	-	-	-	2,059	5,218	3,447	8,665	27,137
13	DEPARTMENT OF FINANCE	2,610	2,170	4,780	4,925	8,631	13,556	18,336	117	87	204	1	2	3	22	45	67	-	-	-	274	952	765	1,717	20,327
14	DEPARTMENT OF FOREIGN AFFAIRS	437	481	918	295	487	782	1,700	11	7	18	12	23	35	340	386	726	-	-	-	779	19	22	41	2,520
15	DEPARTMENT OF HEALTH	7,800	8,478	16,278	11,472	21,440	32,912	49,190	273	172	445	47	59	106	962	7,621	8,583	-	-	-	9,134	6,437	9,319	15,756	74,080
16	DEPARTMENT OF INFORMATION AND COMMUNICATION TECHNOLOGY	145	165	310	263	211	474	784	166	115	281	-	-	-	-	-	-	-	-	-	281	161	185	346	1,411
17	DEPARTMENT OF JUSTICE	4,195	3,922	8,117	3,824	4,497	8,321	16,438	1,659	1,237	2,896	6	11	17	127	178	305	-	-	-	3,218	448	337	785	20,441
18	DEPARTMENT OF LABOR AND EMPLOYMENT	978	921	1,899	2,060	3,042	5,102	7,001	124	125	249	43	47	90	115	114	229	-	-	-	568	1,542	1,531	3,073	10,642
19	DEPARTMENT OF NATIONAL DEFENSE	2,015	2,793	4,808	885	2,422	3,307	8,115	491	171	662	8	6	14	106	91	197	-	-	-	873	974	377	1,351	10,339
20	DEPARTMENT OF PUBLIC WORKS AND HIGHWAYS	3,130	1,548	4,678	5,361	3,376	8,737	13,415	1,287	431	1,718	10	-	10	3	-	3	-	-	-	1,731	21,787	5,646	27,433	42,579
21	DEPARTMENT OF SCIENCE AND TECHNOLOGY	841	611	1,452	961	1,351	2,312	3,764	38	8	46	-	-	-	1	2	3	-	-	-	49	1,021	1,002	2,023	5,836
22	DEPARTMENT OF SOCIAL WELFARE AND DEVELOPMENT	495	760	1,255	385	1,387	1,772	3,027	478	1,386	1,864	21	44	65	2,249	5,513	7,762	-	-	-	9,691	5,387	9,562	14,949	27,667
23	DEPARTMENT OF THE INTERIOR AND LOCAL GOVERNMENT	7,492	11,687	19,179	133,414	32,499	165,913	185,092	103	49	152	15	11	26	19	37	56	69	13	82	316	1,149	767	1,916	187,324
24	DEPARTMENT OF TOURISM	114	62	176	145	280	425	601	101	42	143	34	3	37	-	1	1	-	-	-	181	274	215	489	1,271
25	DEPARTMENT OF TRADE AND INDUSTRY	232	280	512	818	1,634	2,452	2,964	133	57	190	-	4	4	35	44	79	2	2	4	277	621	777	1,398	4,639
26	DEPARTMENT OF TRANSPORTATION	3,332	1,687	5,019	2,205	1,685	3,890	8,909	95	52	147	35	38	73	727	852	1,579	-	-	-	1,799	4,605	2,893	7,498	18,206
27	HOUSE OF REPRESENTATIVES	322	144	466	393	560	953	1,419	957	906	1,863	-	-	-	168	156	324	205	86	291	2,478	5	-	5	3,902
28	JUDICIAL OFFICES	7,586	10,638	18,224	1,754	3,802	5,556	23,780	1,597	1,630	3,227	689	139	828	-	-	-	-	-	-	4,055	60	38	98	27,933
29	NATIONAL ECONOMIC AND DEVELOPMENT AUTHORITY	301	533	834	1,064	1,639	2,703	3,537	27	13	40	4	4	8	14	29	43	-	-	-	91	1,019	1,429	2,448	6,076
30	OFFICE OF THE OMBUDSMAN	174	238	412	338	468	806	1,218	78	87	165	-	-	-	-	-	-	-	-	-	165	119	99	218	1,601
31	OFFICE OF THE PRESIDENT	391	95	486	260	426	686	1,172	197	135	332	7	1	8	111	70	181	1	-	1	522	389	244	633	2,327
32	OFFICE OF THE VICE PRESIDENT	14	4	18	15	27	42	60	24	33	57	3	4	7	2	11	13	-	1	1	78	28	17	45	183
33	OTHER EXECUTIVE OFFICES	6,447	1,655	8,102	2,767	3,287	6,054	14,156	172	111	283	606	69	675	154	113	267	21	13	34	1,259	3,726	2,063	5,789	21,204
34	SENATE OF THE PHILIPPINES	147	56	203	215	326	541	744	442	409	851	147	65	212	4	18	22	18	6	24	1,109	11	5	16	1,869
	TOTAL	68,814	69,262	138,076	324,210	684,051	1,008,261	1,146,337	11,898	8,980	20,878	2,847	1,433	4,280	7,044	16,791	23,835	338	127	465	49,458	69,129	51,144	120,273	1,316,068

INVENTORY OF GOVERNMENT HUMAN RESOURCE SYSTEM (IGHRS)
10.2 GOCC - Detailed Agency report by Classification, by Level of Position, by Gender
As of August 31, 2017

No.	DEPARTMENT / AGENCY	CAREER							NON-CAREER														Job-Order (Contract of Service)			GRAND TOTAL
		1st Level			2nd Level			Total	Coterminus			Casual			Contractual			Elective			Total	Male	Female	Sub-Total		
		Male	Female	Sub-Total	Male	Female	Sub-Total		Male	Female	Sub-Total	Male	Female	Sub-Total	Male	Female	Sub-Total	Male	Female	Sub-Total						
1	AL-AMANAH ISLAMIC INVESTMENT BANK OF THE	8	16	24	13	45	58	82	0	0	0	0	0	0	0	2	2	1	0	1	3	10	0	10	95	
2	AURORA PACIFIC ECONOMIC AND FREEPORT ZONE	5	1	6	13	10	23	29	3	1	4	0	0	0	0	0	0	0	0	0	4	42	12	54	87	
3	AUTHORITY OF FREEPORT AREA OF BATAAN	22	14	36	40	48	88	124	5	4	9	0	0	0	0	0	0	0	0	0	9	29	8	37	170	
4	BANGKO SENTRAL NG PILIPINAS	540	48	588	2014	2173	4187	4775	30	13	43	0	0	0	179	157	336	0	0	0	379	0	0	0	5154	
5	BASES CONVERSION DEVELOPMENT AUTHORITY	17	6	23	53	67	120	143	6	3	9	0	0	0	0	0	0	0	0	0	9	115	48	163	315	
6	CEBU PORT AUTHORITY	44	27	71	58	35	93	164	2	4	6	0	0	0	0	0	0	0	0	0	6	0	0	0	170	
7	CREDIT INFORMATION CORPORATION	3	2	5	7	7	14	19	1	0	1	0	0	0	0	0	0	0	0	0	1	4	8	12	32	
8	CULTURAL CENTER OF THE PHILIPPINES	49	19	68	62	81	143	211	33	18	51	4	2	6	0	0	0	0	0	0	57	59	14	73	341	
9	DBP MANAGEMENT CORPORATION	2	6	8	1	1	2	10	0	0	0	1	0	1	0	0	0	0	0	0	1	8	0	8	19	
10	DEVELOPMENT ACADEMY OF THE PHILIPPINES	2	3	5	23	35	58	63	138	126	264	0	0	0	0	0	0	0	0	0	264	151	109	260	587	
11	DEVELOPMENT BANK OF THE PHILIPPINES	122	49	171	772	1545	2317	2488	9	8	17	52	10	62	1	4	5	0	0	0	84	31	2	33	2605	
12	DUTY FREE PHILIPPINES CORPORATION	340	235	575	153	185	338	913	2	0	2	0	0	0	0	0	0	0	0	0	2	119	143	262	1177	
13	GOVERNMENT SERVICE INSURANCE SYSTEM	193	119	312	883	1488	2371	2683	46	53	99	0	0	0	1	0	1	0	0	0	100	171	168	339	3122	
14	HOME DEVELOPMENT MUTUAL FUND	175	165	340	1341	2668	4009	4349	38	82	120	0	0	0	0	0	0	0	0	0	120	2106	2503	4609	9078	
15	HOME GUARANTY CORPORATION	2	1	3	47	66	113	116	3	3	6	0	0	0	0	0	0	0	0	0	6	53	22	75	197	
16	LA UNION MEDICAL CENTER	24	41	65	19	66	85	150	1	0	1	14	32	46	0	0	0	0	0	0	47	50	60	110	307	
17	LAGUNA LAKE DEVELOPMENT AUTHORITY	19	19	38	62	74	136	174	0	0	0	0	0	0	0	0	0	0	0	0	0	52	16	68	242	
18	LAND BANK OF THE PHILIPPINES	67	156	223	2596	5312	7908	8131	22	17	39	0	0	0	0	0	0	0	0	0	39	532	790	1322	9492	
19	LIGHT RAIL TRANSIT AUTHORITY	4	5	9	155	110	265	274	7	1	8	0	0	0	255	190	445	0	0	0	453	110	51	161	888	
20	LOCAL WATER UTILITIES ADMINISTRATION	81	34	115	102	124	226	341	3	0	3	0	0	0	0	0	0	0	0	0	3	26	7	33	377	
21	LUNG CENTER OF THE PHILIPPINES	122	78	200	122	228	350	550	0	0	0	0	0	0	0	0	0	0	0	0	0	131	148	279	829	
22	MACTAN-CEBU INTERNATIONAL AIRPORT	266	48	314	68	33	101	415	1	1	2	16	7	23	0	0	0	0	0	0	25	0	0	0	440	
23	MANILA INTERNATIONAL AIRPORT AUTHORITY	208	64	272	563	193	756	1028	9	2	11	123	48	171	35	5	40	0	0	0	222	707	570	1277	2527	
24	METROPOLITAN WATERWORKS AND	33	14	47	43	52	95	142	4	4	8	0	0	0	0	0	0	0	0	0	8	5	3	8	158	
25	NATIONAL DEVELOPMENT COMPANY	0	3	3	7	10	17	20	1	0	1	0	0	0	0	0	0	0	1	1	2	1	12	13	35	

INVENTORY OF GOVERNMENT HUMAN RESOURCE SYSTEM (IGHRS)
10.2 GOCC - Detailed Agency report by Classification, by Level of Position, by Gender
As of August 31, 2017

No.	DEPARTMENT / AGENCY	CAREER							NON-CAREER														Job-Order (Contract of Service)			GRAND TOTAL	
		1st Level			2nd Level			Total	Coterminus			Casual			Contractual			Elective			Total	Male	Female	Sub-Total			
		Male	Female	Sub-Total	Male	Female	Sub-Total		Male	Female	Sub-Total	Male	Female	Sub-Total	Male	Female	Sub-Total	Male	Female	Sub-Total							
26	NATIONAL ELECTRIFICATION ADMINISTRATION	41	22	63	102	116	218	281	0	0	0	0	0	0	0	0	0	0	0	0	0	0	0	14	9	23	304
27	NATIONAL FOOD AUTHORITY	898	485	1383	731	1196	1927	3310	143	12	155	0	0	0	0	0	0	0	0	0	0	0	155	315	232	547	4012
28	NATIONAL HOME MORTGAGE FINANCE CORPORATION	15	7	22	38	92	130	152	31	71	102	0	0	0	0	0	0	0	0	0	0	102	5	4	9	263	
29	NATIONAL HOUSING AUTHORITY	157	184	341	157	403	560	901	59	79	138	0	0	0	3	1	4	0	0	0	0	142	698	694	1392	2435	
30	NATIONAL IRRIGATION ADMINISTRATION	1640	479	2119	627	553	1180	3299	168	116	284	1499	689	2188	102	11	113	0	0	0	0	2585	6318	1051	7369	13253	
32	NATIONAL POWER CORPORATION	776	32	808	615	282	897	1705	45	34	79	83	27	110	14	11	25	0	0	0	0	214	1343	193	1536	3455	
33	NATIONAL TOBACCO ADMINISTRATION	21	19	40	133	153	286	326	2	2	4	0	0	0	0	0	0	2	0	2	6	119	58	177	509		
34	NATIONAL TRANSMISSION CORPORATION	16	10	26	52	56	108	134	13	6	19	0	0	0	0	0	0	0	0	0	0	19	88	48	136	289	
35	OVERSEAS WORKERS WELFARE ADMINISTRATION	33	31	64	114	276	390	454	0	0	0	4	2	6	10	7	17	0	0	0	0	23	381	335	716	1193	
36	PARTIDO DEVELOPMENT ADMINISTRATION	3	1	4	3	7	10	14	21	8	29	5	5	10	0	0	0	0	0	0	0	39	86	17	103	156	
37	PEOPLE'S TELEVISION NETWORK, INCORPORATED	122	12	134	6	22	28	162	1	1	2	0	0	0	5	4	9	0	0	0	0	11	275	98	373	546	
38	PHILIPPINE AEROSPACE DEVELOPMENT CORPORATION	12	4	16	19	10	29	45	0	0	0	0	0	0	0	0	0	1	0	1	1	0	0	0	0	46	
39	PHILIPPINE CENTER FOR ECONOMIC DEVELOPMENT	4	5	9	0	0	0	9	0	0	0	0	0	0	2	4	6	0	0	0	0	6	0	0	0	15	
40	PHILIPPINE CHARITY SWEEPSTAKES OFFICE	324	224	548	251	422	673	1221	48	8	56	0	3	3	0	1	1	0	0	0	0	60	103	45	148	1429	
41	PHILIPPINE CHILDREN S MEDICAL CENTER	115	174	289	180	437	617	906	0	1	1	22	51	73	3	6	9	0	0	0	0	83	73	93	166	1155	
42	PHILIPPINE COCONUT AUTHORITY	34	37	71	460	329	789	860	0	0	0	0	0	0	0	0	0	0	0	0	0	0	1753	1084	2837	3697	
43	PHILIPPINE CROP INSURANCE CORPORATION	22	10	32	110	128	238	270	2	0	2	0	0	0	0	0	0	1	0	1	3	233	214	447	720		
44	PHILIPPINE DEPOSIT INSURANCE CORPORATION	30	32	62	183	352	535	597	7	2	9	0	0	0	0	0	0	0	0	0	0	9	171	159	330	936	
45	PHILIPPINE ECONOMIC ZONE AUTHORITY	58	16	74	166	178	344	418	2	9	11	0	0	0	31	23	54	0	0	0	0	65	2	3	5	488	
46	PHILIPPINE EXPORT-IMPORT CREDIT AGENCY	6	5	11	27	46	73	84	0	0	0	0	0	0	0	0	0	0	0	0	0	0	0	0	0	0	84
47	PHILIPPINE HEALTH INSURANCE CORPORATION	416	718	1134	812	1412	2224	3358	1	2	3	1772	2679	4451	0	0	0	0	1	1	4455	20	29	49	7862		
48	PHILIPPINE HEART CENTER	261	272	533	335	495	830	1363	0	0	0	0	0	0	71	100	171	0	0	0	0	171	250	267	517	2051	
49	PHILIPPINE INSTITUTE FOR DEVELOPMENT STUDIES	7	4	11	15	40	55	66	0	4	4	0	0	0	11	10	21	0	0	0	0	25	0	0	0	91	
50	PHILIPPINE NATIONAL OIL COMPANY	10	6	16	25	53	78	94	3	5	8	0	0	0	0	0	0	0	0	0	0	8	12	5	17	119	
51	PHILIPPINE NATIONAL RAILWAYS	108	12	120	42	26	68	188	3	2	5	0	0	0	0	0	0	0	0	0	0	5	950	133	1083	1276	

INVENTORY OF GOVERNMENT HUMAN RESOURCE SYSTEM (IGHRS)
10.2 GOCC - Detailed Agency report by Classification, by Level of Position, by Gender
As of August 31, 2017

No.	DEPARTMENT / AGENCY	CAREER							NON-CAREER													Job-Order (Contract of Service)			GRAND TOTAL
		1st Level			2nd Level			Total	Coterminus			Casual			Contractual			Elective			Total	Male	Female	Sub-Total	
		Male	Female	Sub-Total	Male	Female	Sub-Total		Male	Female	Sub-Total	Male	Female	Sub-Total	Male	Female	Sub-Total	Male	Female	Sub-Total					
52	PHILIPPINE PORTS AUTHORITY	388	168	556	719	783	1502	2058	8	7	15	0	0	0	0	0	0	0	0	0	15	450	211	661	2734
53	PHILIPPINE POSTAL CORPORATION	3589	1848	5437	810	1085	1895	7332	14	7	21	0	0	0	1	1	2	0	0	0	23	2588	786	3374	10729
54	PHILIPPINE RECLAMATION AUTHORITY	22	14	36	40	44	84	120	4	9	13	0	0	0	0	0	0	0	0	0	13	8	11	19	152
55	PHILIPPINE RETIREMENT AUTHORITY	0	0	0	23	42	65	65	2	3	5	0	0	0	0	0	0	0	0	0	5	19	15	34	104
56	PHILIPPINE RICE RESEARCH INSTITUTE	5	13	18	94	125	219	237	3	6	9	0	0	0	0	0	0	0	0	0	9	70	22	92	338
57	PHILIPPINE SUGAR CORPORATION	1	1	2	0	3	3	5	0	0	0	0	0	0	0	0	0	0	0	0	0	2	1	3	8
58	PHIVIDEC INDUSTRIAL AUTHORITY	22	7	29	29	14	43	72	1	0	1	0	0	0	0	0	0	0	0	0	1	35	20	55	128
59	POWER SECTOR ASSETS AND LIABILITIES MANAGEMENT	0	0	0	33	50	83	83	32	41	73	0	0	0	5	0	5	0	0	0	78	46	38	84	245
60	QUEDAN AND RURAL CREDIT GUARANTEE CORPORATION	14	3	17	34	72	106	123	0	0	0	0	0	0	0	0	0	0	0	0	0	60	38	98	221
61	SMALL BUSINESS GUARANTEE AND FINANCE CORPORATION	7	3	10	52	75	127	137	1	0	1	0	0	0	0	0	0	0	0	0	1	0	0	0	138
62	SOCIAL SECURITY SYSTEM	525	562	1087	1670	3204	4874	5961	26	28	54	7	9	16	0	0	0	0	0	0	70	886	1300	2186	8217
63	SOUTHERN PHILIPPINES DEVELOPMENT AUTHORITY	0	2	2	12	22	34	36	6	1	7	0	0	0	0	0	0	0	0	0	7	34	8	42	85
64	SUBIC BAY METROPOLITAN AUTHORITY	581	116	697	352	281	633	1330	9	8	17	13	22	35	138	1	139	0	0	0	191	672	434	1106	2627
65	TOURISM INFRASTRUCTURE AND ENTERPRISE ZONE	2	0	2	130	233	363	365	71	50	121	0	0	0	0	0	0	0	0	0	121	358	226	584	1070
66	TOURISM PROMOTIONS BOARD	2	3	5	17	47	64	69	11	4	15	0	0	0	0	0	0	0	0	0	15	40	35	75	159
67	ZAMBOANGA CITY SPECIAL ECONOMIC ZONE AUTHORITY	11	7	18	25	24	49	67	1	1	2	0	0	0	0	0	0	0	0	0	2	0	0	0	69
TOTAL		12,832	6,886	19,718	18,638	28,221	46,859	66,577	1,102	868	1,970	3,615	3,586	7,201	867	538	1,405	5	2	7	10,583	23,220	13,029	36,249	113,409

INVENTORY OF GOVERNMENT HUMAN RESOURCE SYSTEM (IGHRS)
10.3 SUC - Detailed Agency report by Classification, by Level of Position, by Gender

As of August 31, 2017

No.	DEPARTMENT / AGENCY	CAREER							NON-CAREER													Job-Order			GRAND TOTAL
		1st Level			2nd Level			Total	Coterminus			Casual			Contractual			Elective			Total	(Contract of Service)			
		Male	Female	Sub-Total	Male	Female	Sub-Total		Male	Female	Sub-Total	Male	Female	Sub-Total	Male	Female	Sub-Total	Male	Female	Sub-Total		Male	Female	Sub-Total	
1	ABRA STATE INSTITUTE OF SCIENCE AND TECHNOLOGY	20	28	48	76	84	160	208	0	0	0	1	1	2	0	0	0	0	0	0	2	23	20	43	253
2	ADJONG MEMORIAL POLYTECHNIC STATE COLLEGE	6	1	7	14	21	35	42	0	1	1	0	0	0	0	0	0	0	0	0	1	0	0	0	43
3	AGUSAN DEL SUR STATE COLLEGE OF AGRICULTURE	15	6	21	41	50	91	112	0	0	0	0	2	2	0	0	0	0	0	0	2	57	68	125	239
4	AKLAN STATE UNIVERSITY	68	28	96	92	201	293	389	0	0	0	2	6	8	0	0	0	0	0	0	8	139	201	340	737
5	APAYAO STATE COLLEGE	7	2	9	28	66	94	103	0	0	0	7	2	9	0	0	0	0	0	0	9	53	62	115	227
6	AURORA STATE COLLEGE OF TECHNOLOGY	17	9	26	56	56	112	138	0	0	0	4	2	6	0	0	0	0	0	0	6	48	53	101	245
7	BANGUI INSTITUTE OF TECHNOLOGY	6	1	7	4	10	14	21	0	0	0	0	0	0	0	0	0	0	0	0	0	0	0	0	21
8	BASILIO B. CHAN MEM. AGRO-INDUSTRIAL SCHOOL	3	3	6	18	56	74	80	0	0	0	1	1	2	0	0	0	0	0	0	2	6	0	6	88
9	BATAAN PENINSULA STATE UNIVERSITY	57	39	96	158	221	379	475	0	0	0	94	86	180	5	4	9	0	0	0	189	49	40	89	753
10	BATANES STATE COLLEGE	4	1	5	20	20	40	45	0	0	0	0	0	0	0	0	0	0	0	0	0	3	4	7	52
11	BATANGAS STATE UNIVERSITY	20	19	39	137	188	325	364	0	0	0	3	4	7	177	249	426	0	0	0	433	301	277	578	1,375
12	BENGUET STATE UNIVERSITY	128	100	228	180	292	472	700	0	0	0	0	0	0	1	2	3	0	0	0	3	240	129	369	1,072
13	BICOL STATE COLLEGE OF APPLIED SCIENCES AND	17	12	29	42	58	100	129	0	0	0	1	0	1	0	0	0	0	0	0	1	47	62	109	239
14	BICOL UNIVERSITY	110	91	201	302	394	696	897	0	0	0	7	10	17	0	0	0	0	0	0	17	216	170	386	1,300
15	BOHOL ISLAND STATE UNIVERSITY	36	30	66	109	159	268	334	0	0	0	37	57	94	0	0	0	0	0	0	94	280	311	591	1,019
16	BUKIDNON STATE COLLEGE	12	13	25	53	112	165	190	0	0	0	7	4	11	0	0	0	0	0	0	11	79	67	146	347
17	BULACAN AGRICULTURAL STATE COLLEGE	23	13	36	48	94	142	178	0	0	0	0	0	0	0	0	0	0	0	0	0	25	20	45	223
18	BULACAN STATE UNIVERSITY	31	21	52	192	244	436	488	0	0	0	0	0	0	0	0	0	0	0	0	0	666	604	1270	1,758
19	CAGAYAN STATE UNIVERSITY	130	74	204	310	400	710	914	0	0	0	12	8	20	0	0	0	0	0	0	20	249	189	438	1,372
20	CAMARINES NORTE STATE COLLEGE	45	29	74	115	169	284	358	0	0	0	2	5	7	0	0	0	0	0	0	7	20	27	47	412
21	CAMARINES SUR POLYTECHNIC COLLEGES	8	20	28	54	75	129	157	0	0	0	1	3	4	0	0	0	0	0	0	4	66	81	147	308
22	CAMIGUIN POLYTECHNIC STATE COLLEGE	12	5	17	24	32	56	73	0	0	0	0	0	0	0	0	0	0	0	0	0	47	35	82	155
23	CAPIZ STATE UNIVERSITY	81	15	96	222	367	589	685	0	0	0	5	14	19	4	1	5	0	0	0	24	163	152	315	1,024
24	CARAGA STATE UNIVERSITY	25	12	37	76	97	173	210	0	0	0	0	0	0	19	23	42	0	0	0	42	116	112	228	480
25	CARLOS HILADO MEMORIAL STATE COLLEGE	27	19	46	171	235	406	452	1	0	1	0	0	0	0	0	0	0	0	0	1	154	125	279	732
26	CATANDUANES STATE COLLEGES	85	46	131	101	153	254	385	0	0	0	1	0	1	2	3	5	0	0	0	6	97	68	165	556
27	CAVITE STATE UNIVERSITY	80	40	120	134	223	357	477	0	0	0	0	0	0	261	246	507	0	0	0	507	395	444	839	1,823
28	CEBU NORMAL UNIVERSITY	18	18	36	68	101	169	205	0	0	0	0	0	0	61	85	146	0	0	0	146	8	0	8	359

INVENTORY OF GOVERNMENT HUMAN RESOURCE SYSTEM (IGHRS)
10.3 SUC - Detailed Agency report by Classification, by Level of Position, by Gender

As of August 31, 2017

No.	DEPARTMENT / AGENCY	CAREER							NON-CAREER													Job-Order			GRAND TOTAL
		1st Level			2nd Level			Total	Coterminus			Casual			Contractual			Elective			Total	(Contract of Service)			
		Male	Female	Sub-Total	Male	Female	Sub-Total		Male	Female	Sub-Total	Male	Female	Sub-Total	Male	Female	Sub-Total	Male	Female	Sub-Total		Male	Female	Sub-Total	
29	CEBU TECHNOLOGICAL UNIVERSITY	99	47	146	265	312	577	723	0	0	0	10	5	15	0	0	0	0	0	0	15	810	659	1469	2,207
30	CENTRAL BICOL STATE UNIVERSITY OF AGRICULTURE	59	28	87	129	199	328	415	0	1	1	23	21	44	0	0	0	0	0	0	45	237	260	497	957
31	CENTRAL LUZON STATE UNIVERSITY	243	100	343	207	225	432	775	0	0	0	0	0	0	0	0	0	0	0	0	0	303	103	406	1,181
32	CENTRAL MINDANAO UNIVERSITY	198	106	304	187	291	478	782	0	0	0	18	3	21	0	0	0	0	0	0	21	668	168	836	1,639
33	COTABATO CITY STATE POLYTECHNIC COLLEGE	13	14	27	92	93	185	212	0	0	0	0	0	0	0	0	0	0	0	0	0	137	109	246	458
34	COTABATO FOUNDATION COLLEGE OF SCIENCE AND	27	56	83	64	52	116	199	0	0	0	1	2	3	0	0	0	0	0	0	3	112	58	170	372
35	DAVAO DEL NORTE STATE COLLEGE	23	10	33	35	51	86	119	0	0	0	1	0	1	0	0	0	0	0	0	1	17	22	39	159
36	DAVAO ORIENTAL STATE COLLEGE OF SCIENCE AND	17	3	20	81	85	166	186	0	0	0	1	0	1	79	48	127	0	0	0	128	61	46	107	421
37	DON HONORIO VENTURA TECHNOLOGICAL STATE	31	26	57	87	123	210	267	0	0	0	48	42	90	3	10	13	0	0	0	103	76	69	145	515
38	DON MARIANO MARCOS MEMORIAL STATE UNIVERSITY	216	192	408	293	445	738	1146	0	0	0	14	9	23	71	103	174	0	0	0	197	274	230	504	1,847
39	DR. EMILIO B. ESPINOSA SR. MEMORIAL STATE COLLEGE OF	22	7	29	57	54	111	140	0	0	0	1	0	1	0	0	0	0	0	0	1	56	60	116	257
40	EASTERN PANGASINAN AGRICULTURAL COLLEGE	19	19	38	6	32	38	76	0	0	0	0	0	0	0	0	0	0	0	0	0	0	0	0	76
41	EASTERN SAMAR STATE COLLEGE	118	60	178	203	308	511	689	0	0	0	0	0	0	0	0	0	0	0	0	0	47	28	75	764
42	EASTERN VISAYAS STATE UNIVERSITY	47	43	90	213	233	446	536	0	0	0	8	7	15	0	0	0	0	0	0	15	71	32	103	654
43	EULOGIO "AMANG" RODRIGUEZ INSTITUTE OF	21	11	32	110	128	238	270	0	0	0	2	65	67	0	0	0	0	0	0	67	27	30	57	394
44	GUIMARAS STATE COLLEGE	5	2	7	37	46	83	90	0	0	0	1	0	1	0	0	0	0	0	0	1	69	73	142	233
45	IFUGAO STATE UNIVERSITY	42	29	71	117	155	272	343	3	0	3	0	0	0	0	0	0	0	0	0	3	46	64	110	456
46	ILOCOS NORTE COLLEGE OF ARTS AND TRADES	16	5	21	53	63	116	137	0	0	0	0	0	0	0	0	0	0	0	0	0	2	4	6	143
47	ILOCOS NORTE REGIONAL SCHOOL OF FISHERIES	10	1	11	10	13	23	34	0	0	0	0	0	0	0	0	0	0	0	0	0	0	1	1	35
48	ILOCOS SUR POLYTECHNIC STATE COLLEGE	73	27	100	82	138	220	320	0	0	0	4	1	5	20	16	36	0	0	0	41	0	0	0	361
49	ILOILO STATE COLLEGE OF FISHERIES	57	29	86	83	135	218	304	0	1	1	6	5	11	29	28	57	0	0	0	69	57	36	93	466
50	ISABELA STATE UNIVERSITY	157	74	231	405	510	915	1146	1	0	1	10	10	20	1	0	1	0	0	0	22	237	174	411	1,579
51	JOSE RIZAL MEMORIAL STATE UNIVERSITY-DAPITAN CITY	65	27	92	168	172	340	432	0	0	0	16	14	30	0	0	0	0	0	0	30	208	156	364	826
52	JOSEFINA H. CERILLES STATE COLLEGE	34	18	52	48	82	130	182	0	0	0	2	4	6	0	0	0	0	0	0	6	88	55	143	331
53	KALINGA-APAYAO STATE COLLEGE	30	6	36	69	125	194	230	0	0	0	0	0	0	0	0	0	0	0	0	0	56	36	92	322
54	LAGUNA STATE POLYTECHNIC UNIVERSITY	39	34	73	154	272	426	499	0	1	1	7	11	18	0	0	0	0	0	0	19	303	299	602	1,120
55	LEYTE NORMAL UNIVERSITY	20	35	55	70	84	154	209	0	0	0	1	1	2	8	11	19	0	0	0	21	21	14	35	265
56	MARIANO MARCOS STATE UNIVERSITY	139	90	229	164	277	441	670	0	1	1	18	1	19	60	58	118	0	0	0	138	230	76	306	1,114

INVENTORY OF GOVERNMENT HUMAN RESOURCE SYSTEM (IGHRS)
10.3 SUC - Detailed Agency report by Classification, by Level of Position, by Gender

As of August 31, 2017

No.	DEPARTMENT / AGENCY	CAREER							NON-CAREER													Job-Order			GRAND TOTAL		
		1st Level			2nd Level			Total	Coterminus			Casual			Contractual			Elective			Total	(Contract of Service)					
		Male	Female	Sub-Total	Male	Female	Sub-Total		Male	Female	Sub-Total	Male	Female	Sub-Total	Male	Female	Sub-Total	Male	Female	Sub-Total		Male	Female	Sub-Total			
57	MARIKINA POLYTECHNIC COLLEGE	20	18	38	54	91	145	183	0	0	0	0	0	0	0	0	0	0	0	0	0	0	0	32	30	62	245
58	MARINDUQUE STATE COLLEGE	27	15	42	79	94	173	215	0	0	0	2	7	9	0	0	0	0	0	0	0	9	154	99	253	477	
59	MAYOR HILARION A. RAMIRO, SR. TRAINING AND TEACHING	69	105	174	87	163	250	424	0	0	0	0	0	0	0	0	0	0	0	0	0	0	94	122	216	640	
60	MINDANAO STATE UNIVERSITY	26	19	45	42	78	120	165	7	9	16	2	2	4	8	19	27	5	5	10	57	30	39	69	291		
61	MINDANAO STATE UNIVERSITY (GENERAL SANTOS CAMPUS)	108	74	182	106	137	243	425	0	0	0	0	0	0	0	0	0	0	0	0	0	84	13	97	522		
62	MINDANAO STATE UNIVERSITY (MAGUINDANAO)	35	22	57	56	71	127	184	42	51	93	0	0	0	0	0	0	0	0	0	93	0	0	0	277		
63	MINDANAO STATE UNIVERSITY (NAAWAN)	30	16	46	46	75	121	167	0	0	0	0	0	0	22	36	58	0	0	0	58	45	29	74	299		
64	MINDANAO STATE UNIVERSITY (SULU)	4	3	7	101	96	197	204	3	0	3	0	0	0	0	0	0	0	0	0	3	0	0	0	207		
65	MINDANAO STATE UNIVERSITY MAIN CAMPUS	618	513	1131	509	841	1350	2481	11	7	18	293	170	463	91	198	289	0	0	0	770	156	6	162	3,413		
66	MINDANAO STATE UNIVERSITY – ILAGAN INSTITUTE OF	104	112	216	286	365	651	867	1	0	1	57	84	141	32	10	42	0	0	0	184	19	21	40	1,091		
67	MINDANAO STATE UNIVERSITY – TAWI-TAWI COLLEGE OF	222	144	366	173	194	367	733	3	0	3	0	0	0	4	6	10	1	0	1	14	59	48	107	854		
68	MINDANAO UNIVERSITY OF SCIENCE AND TECHNOLOGY	18	15	33	132	132	264	297	0	0	0	2	7	9	0	0	0	0	0	0	9	149	115	264	570		
69	MINDORO STATE COLLEGE OF AGRICULTURE AND	40	13	53	78	128	206	259	0	0	0	1	1	2	3	4	7	0	0	0	9	111	88	199	467		
70	MISAMIS ORIENTAL STATE COLLEGE OF AGRICULTURE	10	7	17	17	28	45	62	0	0	0	3	2	5	0	0	0	0	0	0	5	66	32	98	165		
71	MONDRAGON AGRO-INDUSTRIAL SCHOOL	4	1	5	18	26	44	49	0	0	0	1	0	1	0	0	0	0	0	0	1	3	1	4	54		
72	MOUNTAIN PROVINCE STATE POLYTECHNIC COLLEGE	26	19	45	62	88	150	195	0	0	0	0	0	0	0	0	0	0	0	0	0	48	69	117	312		
73	NAVAL INSTITUTE OF TECHNOLOGY	36	21	57	75	71	146	203	0	0	0	27	29	56	0	0	0	0	0	0	56	234	136	370	629		
74	NEGROS ORIENTAL STATE UNIVERSITY	30	13	43	141	146	287	330	0	0	0	12	10	22	0	0	0	0	0	0	22	448	392	840	1,192		
75	NEGROS STATE COLLEGE OF AGRICULTURE	17	3	20	43	44	87	107	0	0	0	1	0	1	0	0	0	0	0	0	1	226	145	371	479		
76	NORTH LUZON PHILIPPINES STATE COLLEGE	10	1	11	29	48	77	88	0	0	0	2	0	2	0	0	0	0	0	0	2	44	31	75	165		
77	NORTHERN ILOILO POLYTECHNIC STATE COLLEGE	60	30	90	150	259	409	499	0	0	0	0	0	0	0	0	0	0	0	0	0	56	51	107	606		
78	NORTHERN NEGROS STATE COLLEGE OF SCIENCE AND	3	6	9	35	60	95	104	0	0	0	0	0	0	1	2	3	0	0	0	3	67	63	130	237		
79	NORTHWEST SAMAR STATE UNIVERSITY	33	17	50	106	78	184	234	0	0	0	2	1	3	0	0	0	0	0	0	3	57	22	79	316		
80	NORTHWESTERN MINDANAO STATE COLLEGE OF SCIENCE	4	1	5	20	18	38	43	0	0	0	0	0	0	0	0	0	0	0	0	0	61	44	105	148		
81	NEUEVA ECIA UNIVERSITY OF SCIENCE AND TECHNOLOGY	66	44	110	124	194	318	428	0	0	0	0	0	0	0	0	0	0	0	0	0	0	0	0	0	428	
82	NEUEVA VIZCAYA STATE UNIVERSITY	86	42	128	197	229	426	554	1	1	2	0	0	0	0	0	0	0	0	0	2	64	35	99	655		
83	OCCIDENTAL MINDORO NATIONAL COLLEGE	46	33	79	70	155	225	304	0	0	0	14	6	20	0	0	0	0	0	0	20	174	227	401	725		
84	PALAWAN STATE UNIVERSITY	39	39	78	111	241	352	430	0	0	0	0	4	4	64	65	129	0	0	0	133	357	470	827	1,390		

INVENTORY OF GOVERNMENT HUMAN RESOURCE SYSTEM (IGHRS)
10.3 SUC - Detailed Agency report by Classification, by Level of Position, by Gender

As of August 31, 2017

No.	DEPARTMENT / AGENCY	CAREER							NON-CAREER													Job-Order			GRAND TOTAL
		1st Level			2nd Level			Total	Coterminus			Casual			Contractual			Elective			Total	(Contract of Service)			
		Male	Female	Sub-Total	Male	Female	Sub-Total		Male	Female	Sub-Total	Male	Female	Sub-Total	Male	Female	Sub-Total	Male	Female	Sub-Total		Male	Female	Sub-Total	
85	PALOMPON INSTITUTE OF TECHNOLOGY	22	24	46	89	81	170	216	0	0	0	0	3	3	0	0	0	0	0	0	3	140	84	224	443
86	PAMANTASAN NG LUNGSOD NG CABUYAO	0	0	0	18	17	35	35	0	0	0	6	1	7	0	0	0	0	0	0	7	23	24	47	89
87	PAMANTASAN NG LUNGSOD NG MARIKINA	9	3	12	37	29	66	78	0	0	0	35	43	78	13	17	30	0	0	0	108	0	0	0	186
88	PAMPANGA AGRICULTURAL COLLEGE	57	24	81	98	143	241	322	0	0	0	1	5	6	0	0	0	0	0	0	6	77	34	111	439
89	PANGASINAN STATE UNIVERSITY	108	59	167	295	368	663	830	1	0	1	42	27	69	0	0	0	0	0	0	70	126	135	261	1,161
90	PARTIDO STATE UNIVERSITY	27	11	38	86	162	248	286	0	0	0	1	5	6	0	0	0	0	0	0	6	98	96	194	486
91	PHILIPPINE MERCHANT MARINE ACADEMY	59	27	86	62	37	99	185	1	0	1	0	0	0	0	0	0	0	0	0	1	31	30	61	247
92	PHILIPPINE NORMAL UNIVERSITY	52	47	99	168	309	477	576	0	1	1	8	11	19	0	0	0	0	0	0	20	51	64	115	711
93	PHILIPPINE SCIENCE HIGH SCHOOL SYSTEM	89	67	156	479	607	1086	1242	0	0	0	0	0	0	0	0	0	0	0	0	0	151	119	270	1,512
94	PHILIPPINE SCIENCE HIGH SCHOOL WESTERN VISAYAS	4	2	6	27	29	56	62	0	0	0	0	0	0	0	0	0	0	0	0	0	1	6	7	69
95	PHILIPPINE STATE COLLEGE OF AERONAUTICS	16	13	29	52	52	104	133	0	0	0	0	0	0	0	0	0	0	0	0	0	155	103	258	391
96	POLYTECHNIC UNIVERSITY OF THE PHILIPPINES	144	98	242	333	431	764	1006	4	1	5	254	233	487	0	0	0	0	0	0	492	877	615	1492	2,990
97	QUIRINO STATE COLLEGE	36	22	58	71	141	212	270	3	11	14	0	0	0	0	1	1	0	0	0	15	30	48	78	363
98	RAMON MAGSAYSAY TECHNOLOGICAL UNIVERSITY	52	28	80	148	183	331	411	0	0	0	3	3	6	0	0	0	0	0	0	6	191	144	335	752
99	RIZAL TECHNOLOGICAL UNIVERSITY	38	22	60	135	171	306	366	0	0	0	3	0	3	0	0	0	0	0	0	3	0	0	0	369
100	ROMBLON STATE UNIVERSITY	51	26	77	116	139	255	332	0	0	0	6	0	6	0	0	0	0	0	0	6	67	43	110	448
101	SAMAR STATE UNIVERSITY	65	19	84	120	156	276	360	0	0	0	2	6	8	0	0	0	0	0	0	8	57	50	107	475
102	SIQUIJOR STATE COLLEGE	9	4	13	24	36	60	73	0	0	0	0	0	0	0	0	0	0	0	0	0	29	36	65	138
103	SORSOGON STATE COLLEGE	36	20	56	132	146	278	334	0	0	0	5	3	8	1	3	4	0	0	0	12	25	32	57	403
104	SOUTHERN LEYTE STATE UNIVERSITY	68	40	108	156	140	296	404	0	0	0	1	2	3	1	0	1	0	0	0	4	118	74	192	600
105	SOUTHERN LUZON STATE UNIVERSITY	36	20	56	120	206	326	382	0	0	0	2	2	4	1	0	1	0	0	0	5	188	182	370	757
106	SOUTHERN PHILIPPINES AGRI-BUSINESS AND MARINE AND	10	7	17	36	49	85	102	0	0	0	0	0	0	14	21	35	0	0	0	35	42	37	79	216
107	SULTAN KUDARAT STATE UNIVERSITY	8	11	19	14	37	51	70	1	0	1	2	1	3	0	0	0	0	0	0	4	125	141	266	340
108	SULU STATE COLLEGE	19	11	30	45	70	115	145	1	0	1	0	0	0	0	0	0	0	0	0	1	0	0	0	146
109	SURALLAH NATIONAL AGRICULTURAL SCHOOL	7	6	13	15	17	32	45	0	0	0	0	0	0	0	0	0	0	0	0	0	0	0	0	45
110	SURIGAO DEL SUR STATE UNIVERSITY	41	42	83	130	202	332	415	0	0	0	2	4	6	0	0	0	0	0	0	6	96	91	187	608
111	SURIGAO STATE COLLEGE OF TECHNOLOGY	17	24	41	103	133	236	277	0	0	0	6	5	11	0	0	0	0	0	0	11	87	97	184	472
112	TARLAC COLLEGE OF AGRICULTURE	63	33	96	87	105	192	288	0	0	0	0	0	0	0	0	0	0	0	0	0	56	41	97	385

INVENTORY OF GOVERNMENT HUMAN RESOURCE SYSTEM (IGHRS)

10.3 SUC - Detailed Agency report by Classification, by Level of Position, by Gender

As of August 31, 2017

No.	DEPARTMENT / AGENCY	CAREER							NON-CAREER													Job-Order			GRAND TOTAL
		1st Level			2nd Level			Total	Coterminus			Casual			Contractual			Elective			Total	(Contract of Service)			
		Male	Female	Sub-Total	Male	Female	Sub-Total		Male	Female	Sub-Total	Male	Female	Sub-Total	Male	Female	Sub-Total	Male	Female	Sub-Total		Male	Female	Sub-Total	
113	TARLAC STATE UNIVERSITY	29	39	68	157	174	331	399	0	0	0	0	0	0	7	7	14	0	0	0	14	191	93	284	697
114	TAWI-TAWI REGIONAL AGRICULTURAL COLLEGE	15	12	27	49	95	144	171	0	0	0	1	8	9	0	0	0	0	0	0	9	39	29	68	248
115	TECHNOLOGICAL UNIVERSITY OF THE PHILIPPINES	91	68	159	339	324	663	822	0	1	1	18	3	21	0	0	0	0	0	0	22	78	62	140	984
116	UNIVERSITY OF ANTIQUE	38	20	58	150	220	370	428	0	0	0	0	4	4	0	0	0	0	0	0	4	80	129	209	641
117	UNIVERSITY OF EASTERN PHILIPPINES	91	54	145	147	312	459	604	1	1	2	42	14	56	0	0	0	0	0	0	58	297	122	419	1,081
118	UNIVERSITY OF NORTHERN PHILIPPINES	85	44	129	152	199	351	480	0	0	0	0	3	3	0	0	0	0	0	0	3	222	111	333	816
119	UNIVERSITY OF RIZAL SYSTEM	68	46	114	186	323	509	623	0	0	0	3	1	4	39	37	76	0	0	0	80	101	53	154	857
120	UNIVERSITY OF SOUTHEASTERN PHILIPPINES	41	48	89	146	186	332	421	0	0	0	0	0	0	0	0	0	0	0	0	0	64	43	107	528
121	UNIVERSITY OF SOUTHERN MINDANAO	82	50	132	211	292	503	635	0	1	1	13	9	22	0	0	0	0	0	0	23	387	293	680	1,338
122	UNIVERSITY OF THE PHILIPPINES	1593	791	2384	1320	2159	3479	5863	9	8	17	127	125	252	62	109	171	0	0	0	440	1071	699	1770	8,073
123	UNIVERSITY OF THE PHILIPPINES PGH MANILA	584	579	1163	618	1403	2021	3184	2	4	6	0	0	0	216	209	425	0	0	0	431	116	161	277	3,892
124	URDANETA CITY UNIVERSITY	25	10	35	69	121	190	225	0	0	0	25	10	35	0	0	0	0	0	0	35	145	86	231	491
125	VISAYAS STATE UNIVERSITY	189	107	296	259	406	665	961	0	0	0	34	28	62	10	16	26	0	0	0	88	852	295	1147	2,196
126	WEST VISAYAS STATE UNIVERSITY	171	200	371	334	626	960	1331	0	0	0	12	17	29	33	54	87	0	0	0	116	273	317	590	2,037
127	WESTERN MINDANAO STATE UNIVERSITY	65	46	111	243	314	557	668	0	0	0	4	6	10	0	0	0	0	0	0	10	272	303	575	1,253
128	WESTERN PHILIPPINES UNIVERSITY	57	29	86	94	120	214	300	0	0	0	3	6	9	0	2	2	0	0	0	11	65	107	172	483
129	WESTERN VISAYAS COLLEGE OF SCIENCE AND TECHNOLOGY	45	31	76	185	238	423	499	0	0	0	0	0	0	0	0	0	0	0	0	0	0	0	0	499
130	ZAMBOANGA CITY STATE POLYTECHNIC COLLEGE	21	11	32	83	79	162	194	0	0	0	0	2	2	0	0	0	0	0	0	2	80	67	147	343
131	ZAMBOANGA STATE COLLEGE OF MARINE SCIENCES AND	47	23	70	74	79	153	223	0	0	0	10	4	14	0	0	0	0	0	0	14	44	16	60	297
TOTAL		9,202	6,058	15,260	17,293	24,897	42,190	57,450	96	101	197	1,467	1,323	2,790	1,423	1,703	3,126	6	5	11	6,124	17,816	13,823	31,639	95,213

INVENTORY OF GOVERNMENT HUMAN RESOURCE SYSTEM (IGHRS)

10.4 LWD - Detailed Agency report by Classification, by Level of Position, by Gender

As of August 31, 2017

No.	Region	DEPARTMENT / AGENCY	CAREER							NON-CAREER														Job-Order (Contract of Service)			GRAND TOTAL		
			1st Level			2nd Level			Total	Coterminus			Casual			Contractual			Elective			Total	Male	Female	Sub-Total				
			Male	Female	Sub-Total	Male	Female	Sub-Total		Male	Female	Sub-Total	Male	Female	Sub-Total	Male	Female	Sub-Total	Male	Female	Sub-Total								
1	Region 01	ALAMINOS WATER DISTRICT	25	7	32	8	11	19	51	1	0	1	0	0	0	0	0	0	0	0	0	0	0	0	1	55	8	63	115
2	Region 01	ALCALA WATER DISTRICT	0	0	0	3	2	5	5	1	0	1	2	4	6	0	0	0	0	0	0	0	0	7	20	9	29	41	
3	Region 01	ASINGAN WATER DISTRICT	16	2	18	2	4	6	24	0	0	0	0	0	0	0	0	0	0	0	0	0	0	0	0	0	1	1	25
4	Region 01	BALAOAN WATER DISTRICT	4	1	5	1	3	4	9	0	0	0	0	0	0	0	0	0	0	0	0	0	0	0	0	1	2	3	12
5	Region 01	BALUNGAO WATER DISTRICT	4	0	4	0	3	3	7	0	0	0	2	0	2	0	0	0	0	0	0	0	0	2	1	0	1	10	
6	Region 01	BANI WATER DISTRICT	10	3	13	0	0	0	13	1	0	1	5	1	6	0	0	0	0	0	0	0	0	7	5	1	6	26	
7	Region 01	BASISTA WATER DISTRICT	6	2	8	1	1	2	10	0	0	0	2	0	2	0	0	0	0	0	0	0	2	1	0	1	13		
8	Region 01	BATAK WATER DISTRICT	6	1	7	0	1	1	8	0	1	1	0	0	0	0	0	0	0	0	0	0	1	4	1	5	14		
9	Region 01	BAYAMBANG WATER DISTRICT	22	6	28	3	2	5	33	0	0	0	4	0	4	0	0	0	0	0	0	0	4	14	0	14	51		
10	Region 01	BINALONAN WATER DISTRICT	9	6	15	2	4	6	21	0	0	0	21	1	22	0	0	0	0	0	0	0	22	7	0	7	50		
11	Region 01	BINMALEY WATER DISTRICT	21	4	25	1	4	5	30	0	0	0	0	0	0	0	0	0	0	0	0	0	0	1	1	2	32		
12	Region 01	BUGALLON WATER DISTRICT	2	2	4	1	0	1	5	0	0	0	4	1	5	0	0	0	0	0	0	0	5	1	0	1	11		
13	Region 01	CANDON CITY WATER DISTRICT	4	3	7	2	0	2	9	1	0	1	3	0	3	0	0	0	0	0	0	0	4	5	1	6	19		
14	Region 01	DAGUPAN WATER DISTRICT	62	24	86	13	6	19	105	1	0	1	30	3	33	0	0	0	0	0	0	0	34	35	9	44	183		
15	Region 01	DINGRAS WATER DISTRICT	4	0	4	0	3	3	7	0	0	0	4	1	5	0	0	0	0	0	0	0	5	1	1	2	14		
16	Region 01	ILOCOS NORTE WATER DISTRICT	63	15	78	5	10	15	93	0	0	0	14	0	14	0	0	0	0	0	0	0	14	36	1	37	144		
17	Region 01	LINGAYEN WATER DISTRICT	1	0	1	1	1	2	3	0	0	0	0	0	0	0	0	0	0	0	0	0	0	2	1	3	6		
18	Region 01	MANAOAG WATER DISTRICT	17	7	24	2	5	7	31	0	0	0	3	0	3	0	0	0	0	0	0	0	3	4	1	5	39		
19	Region 01	MANGALDAN WATER DISTRICT	22	7	29	2	3	5	34	1	1	2	2	0	2	0	0	0	0	0	0	0	4	1	2	3	41		
20	Region 01	MAPANDAN WATER DISTRICT	11	5	16	1	2	3	19	0	0	0	4	0	4	0	0	0	0	0	0	0	4	5	0	5	28		
21	Region 01	METRO LA UNION WATER DISTRICT	0	0	0	2	3	5	5	1	0	1	3	2	5	1	3	4	0	0	0	0	10	32	1	33	48		
22	Region 01	METRO TAYUG WATER DISTRICT	5	2	7	1	3	4	11	0	0	0	0	2	2	0	0	0	0	0	0	0	2	12	0	12	25		
23	Region 01	METRO VIGAN WATER DISTRICT	25	5	30	3	2	5	35	0	0	0	0	0	0	0	0	0	0	0	0	0	0	0	0	0	0	35	
24	Region 01	NAGUILIAN WATER DISTRICT	7	2	9	0	3	3	12	1	0	1	3	0	3	0	0	0	0	0	0	0	4	4	5	9	25		
25	Region 01	NARVACAN WATER DISTRICT	1	2	3	1	0	1	4	0	0	0	8	1	9	0	0	0	0	0	0	0	9	0	0	0	13		
26	Region 01	PAGUDPUD WATER DISTRICT	2	1	3	0	0	0	3	0	1	1	0	0	0	0	0	0	0	0	0	0	1	1	0	1	5		

INVENTORY OF GOVERNMENT HUMAN RESOURCE SYSTEM (IGHRS)

10.4 LWD - Detailed Agency report by Classification, by Level of Position, by Gender

As of August 31, 2017

No.	Region	DEPARTMENT / AGENCY	CAREER							NON-CAREER														Job-Order (Contract of Service)			GRAND TOTAL	
			1st Level			2nd Level			Total	Coterminus			Casual			Contractual			Elective			Total	Male	Female	Sub-Total			
			Male	Female	Sub-Total	Male	Female	Sub-Total		Male	Female	Sub-Total	Male	Female	Sub-Total	Male	Female	Sub-Total	Male	Female	Sub-Total							
27	Region 01	POZORRUBIO WATER DISTRICT	12	4	16	0	1	1	17	1	0	1	0	0	0	0	0	0	0	0	0	0	0	1	9	1	10	28
28	Region 01	ROSALES WATER DISTRICT	21	1	22	3	1	4	26	0	0	0	0	0	0	0	0	0	0	0	0	0	0	0	0	0	0	26
29	Region 01	ROSARIO WATER DISTRICT	3	2	5	1	0	1	6	0	0	0	1	0	1	0	0	0	0	0	0	0	1	1	0	1	8	
30	Region 01	SAN CARLOS WATER DISTRICT	4	0	4	5	0	5	9	0	0	0	0	0	0	0	0	0	0	0	0	0	0	0	0	0	9	
31	Region 01	SAN MANUEL WATER DISTRICT	9	4	13	0	3	3	16	0	0	0	3	1	4	0	0	0	0	0	0	0	4	1	0	1	21	
32	Region 01	SAN NICOLAS WATER DISTRICT	21	7	28	1	5	6	34	0	0	0	3	1	4	0	0	0	0	0	0	0	4	4	1	5	43	
33	Region 01	SAN QUINTIN WATER DISTRICT	0	3	3	1	0	1	4	5	5	10	0	0	0	0	0	0	0	0	0	0	10	3	1	4	18	
34	Region 01	SANTA MARIA WATER DISTRICT	7	1	8	0	2	2	10	1	0	1	1	1	2	0	0	0	0	0	0	0	3	8	0	8	21	
35	Region 01	SANTA WATER DISTRICT	1	2	3	0	0	0	3	1	0	1	0	0	0	0	0	0	0	0	0	0	1	2	0	2	6	
36	Region 01	SARRAT WATER DISTRICT	3	2	5	0	1	1	6	0	0	0	0	0	0	0	0	0	0	0	0	0	0	4	2	6	12	
37	Region 01	SINAIT WATER DISTRICT	3	0	3	0	0	0	3	0	1	1	0	0	0	0	0	0	0	0	0	0	1	2	0	2	6	
38	Region 01	STA. LUCIA WATER DISTRICT	3	1	4	1	0	1	5	0	0	0	0	0	0	0	0	0	0	0	0	0	0	1	0	1	6	
39	Region 01	STO. TOMAS WATER DISTRICT	1	1	2	0	1	1	3	1	0	1	3	0	3	0	0	0	0	0	0	0	4	0	0	0	7	
40	Region 01	TAGUDIN WATER DISTRICT	4	0	4	1	1	2	6	0	0	0	0	0	0	0	0	0	0	0	0	0	0	5	1	6	12	
41	Region 01	UMINGAN WATER DISTRICT	5	1	6	0	2	2	8	0	0	0	0	0	0	0	0	0	0	0	0	0	0	2	0	2	10	
42	Region 01	URBIZONDO WATER DISTRICT	1	0	1	0	2	2	3	1	0	1	1	1	2	0	0	0	0	0	0	0	3	0	0	0	6	
43	Region 01	URDANETA WATER DISTRICT	23	8	31	7	5	12	43	1	0	1	0	0	0	0	0	0	0	0	0	1	41	3	44	88		
44	Region 01	VILLASIS WATER DISTRICT	21	6	27	0	1	1	28	0	0	0	0	0	0	0	0	0	0	0	0	0	0	11	4	15	43	
45	Region 02	ALICIA WATER DISTRICT	7	0	7	4	0	4	11	0	0	0	7	6	13	0	0	0	0	0	0	13	6	1	7	31		
46	Region 02	ANGADANAN WATER DISTRICT	3	1	4	0	1	1	5	0	0	0	0	0	0	0	0	0	0	0	0	0	0	0	0	0	5	
47	Region 02	APARRI WATER DISTRICT	7	0	7	2	5	7	14	0	0	0	0	0	0	0	0	0	0	0	0	0	9	2	11	25		
48	Region 02	AURORA WATER DISTRICT	6	3	9	0	0	0	9	1	0	1	0	0	0	0	0	0	0	0	0	1	1	0	1	11		
49	Region 02	BENITO SOLIVEN WATER DISTRICT	3	1	4	0	0	0	4	1	0	1	0	0	0	0	0	0	0	0	0	1	5	0	5	10		
50	Region 02	CABAGAN WATER DISTRICT	17	1	18	3	2	5	23	0	1	1	0	0	0	0	0	0	0	0	0	1	7	0	7	31		
51	Region 02	CAUAYAN WATER DISTRICT	23	6	29	2	5	7	36	1	0	1	0	0	0	0	0	0	0	0	0	1	14	3	17	54		
52	Region 02	CLAVERIA WATER DISTRICT	6	2	8	0	1	1	9	0	2	2	0	0	0	0	0	0	0	0	0	2	0	0	0	0	11	
53	Region 02	CORDON WATER DISTRICT	2	0	2	1	1	2	4	1	0	1	4	2	6	0	0	0	0	0	0	7	0	0	0	0	11	

INVENTORY OF GOVERNMENT HUMAN RESOURCE SYSTEM (IGHRS)

10.4 LWD - Detailed Agency report by Classification, by Level of Position, by Gender

As of August 31, 2017

No.	Region	DEPARTMENT / AGENCY	CAREER							NON-CAREER														Job-Order (Contract of Service)			GRAND TOTAL
			1st Level			2nd Level			Total	Coterminus			Casual			Contractual			Elective			Total	Male	Female	Sub-Total		
			Male	Female	Sub-Total	Male	Female	Sub-Total		Male	Female	Sub-Total	Male	Female	Sub-Total	Male	Female	Sub-Total	Male	Female	Sub-Total						
54	Region 02	DIADI WATER DISTRICT	1	1	2	0	1	1	3	0	0	0	2	0	2	0	0	0	0	0	0	2	0	0	0	5	
55	Region 02	GAMU WATER DISTRICT	1	0	1	1	1	2	3	0	0	0	0	0	0	0	0	0	0	0	0	0	0	0	12	15	
56	Region 02	GONZAGA WATER DISTRICT	8	3	11	0	1	1	12	1	0	1	2	1	3	0	0	0	0	0	0	4	0	0	0	16	
57	Region 02	ILAGAN WATER DISTRICT	25	7	32	4	3	7	39	0	0	0	0	0	0	0	0	0	0	0	0	0	0	0	71		
58	Region 02	LAL-LO WATER DISTRICT	7	0	7	1	2	3	10	0	0	0	0	0	0	0	0	0	0	0	0	0	0	0	17		
59	Region 02	NAGUILIAN WATER DISTRICT	5	1	6	0	1	1	7	1	0	1	0	0	0	0	0	0	0	0	0	1	1	0	9		
60	Region 02	PEÑABLANCA WATER DISTRICT	2	4	6	1	0	1	7	0	0	0	0	0	0	0	0	0	0	0	0	0	0	0	12		
61	Region 02	RAMON WATER DISTRICT	3	3	6	1	0	1	7	0	0	0	0	0	0	0	0	0	0	0	0	0	0	0	8		
62	Region 02	REINA MERCEDES WATER DISTRICT	7	2	9	0	0	0	9	1	0	1	0	0	0	0	0	0	0	0	0	1	1	0	11		
63	Region 02	ROXAS WATER DISTRICT	10	1	11	2	2	4	15	0	0	0	0	0	0	0	0	0	0	0	0	0	0	0	17		
64	Region 02	SAN GUILLERMO WATER DISTRICT	3	1	4	0	0	0	4	0	1	1	0	0	0	0	0	0	0	0	0	1	2	0	7		
65	Region 02	SAN MANUEL WATER DISTRICT	5	3	8	3	0	3	11	0	0	0	1	0	1	0	0	0	0	0	0	1	0	0	12		
66	Region 02	SANCHEZ-MIRA WATER DISTRICT	4	1	5	1	1	2	7	0	0	0	0	0	0	0	0	0	0	0	0	0	1	0	8		
67	Region 02	SANTIAGO CITY WATER DISTRICT	43	5	48	12	12	24	72	0	0	0	0	0	0	0	0	0	0	0	0	0	28	2	102		
68	Region 02	TUGUEGARAO WATER DISTRICT	50	14	64	38	26	64	128	2	1	3	5	1	6	0	0	0	0	0	0	9	34	11	182		
69	Region 02	TUMAUNI WATER DISTRICT	7	4	11	2	1	3	14	0	0	0	0	0	0	0	0	0	0	0	0	0	0	0	14		
70	Region 03	ANGAT WATER DISTRICT	21	3	24	1	4	5	29	0	0	0	0	0	0	0	0	0	0	0	0	0	2	0	31		
71	Region 03	ANGELES CITY WATER DISTRICT	115	13	128	12	18	30	158	1	0	1	0	0	0	0	0	0	0	0	0	1	12	3	174		
72	Region 03	BACOLOR WATER DISTRICT	4	1	5	0	2	2	7	0	0	0	0	0	0	0	0	0	0	0	0	0	9	2	18		
73	Region 03	BAGAC WATER DISTRICT	8	3	11	0	1	1	12	1	0	1	0	0	0	0	0	0	0	0	0	1	3	0	16		
74	Region 03	BALAGTAS WATER DISTRICT	6	2	8	1	1	2	10	0	0	0	0	0	0	0	0	0	0	0	0	0	8	0	18		
75	Region 03	BALANGA WATER DISTRICT	23	7	30	8	9	17	47	1	0	1	3	0	3	0	0	0	0	0	0	4	1	1	53		
76	Region 03	BALER WATER DISTRICT	1	0	1	0	0	0	1	0	0	0	0	0	0	0	0	0	0	0	0	0	2	2	4	5	
77	Region 03	BALIWAG WATER DISTRICT	66	21	87	14	15	29	116	1	0	1	0	0	0	0	0	0	0	0	0	1	26	8	151		
78	Region 03	BOCAUE WATER DISTRICT	29	6	35	4	7	11	46	0	0	0	1	1	2	0	0	0	0	0	0	2	2	2	4	52	
79	Region 03	BONGABON WATER DISTRICT	1	2	3	0	0	0	3	1	0	1	0	0	0	0	0	0	0	0	0	1	12	0	12	16	
80	Region 03	BULACAN WATER DISTRICT	36	4	40	2	6	8	48	0	0	0	0	0	0	0	0	0	0	0	0	0	12	1	13	61	

INVENTORY OF GOVERNMENT HUMAN RESOURCE SYSTEM (IGHRS)

10.4 LWD - Detailed Agency report by Classification, by Level of Position, by Gender

As of August 31, 2017

No.	Region	DEPARTMENT / AGENCY	CAREER							NON-CAREER														Job-Order (Contract of Service)			GRAND TOTAL
			1st Level			2nd Level			Total	Coterminus			Casual			Contractual			Elective			Total	Male	Female	Sub-Total		
			Male	Female	Sub-Total	Male	Female	Sub-Total		Male	Female	Sub-Total	Male	Female	Sub-Total	Male	Female	Sub-Total	Male	Female	Sub-Total						
81	Region 03	BUSTOS WATER DISTRICT	16	6	22	3	5	8	30	0	0	0	1	0	1	0	0	0	0	0	0	1	11	3	14	45	
82	Region 03	CABAGAN WATER DISTRICT	0	0	0	1	2	3	3	0	0	0	1	1	2	0	0	0	0	0	0	2	3	1	4	9	
83	Region 03	CABANATUAN CITY WATER DISTRICT	112	14	126	30	43	73	199	1	0	1	0	0	0	0	0	0	0	0	0	1	18	10	28	228	
84	Region 03	CABIAO WATER DISTRICT	22	10	32	4	4	8	40	1	0	1	0	0	0	0	0	0	0	0	0	1	24	2	26	67	
85	Region 03	CALUMPIT WATER DISTRICT	66	28	94	0	0	0	94	1	0	1	0	0	0	0	0	0	0	0	0	1	29	0	29	124	
86	Region 03	CAMILING WATER DISTRICT	2	1	3	3	2	5	8	0	0	0	0	0	0	0	0	0	0	0	0	0	0	0	0	8	
87	Region 03	CANDABA WATER DISTRICT	16	6	22	0	0	0	22	1	0	1	1	0	1	0	0	0	0	0	0	2	7	1	8	32	
88	Region 03	CANDELARIA WATER DISTRICT	5	1	6	0	0	0	6	0	0	0	0	1	1	0	0	0	0	0	0	1	0	0	0	7	
89	Region 03	CASTILLEJOS WATER DISTRICT	15	1	16	2	5	7	23	0	0	0	7	2	9	0	0	0	0	0	0	9	10	0	10	42	
90	Region 03	CITY OF SAN FERNANDO WATER DISTRICT	4	0	4	5	5	10	14	0	0	0	0	0	0	0	0	0	0	0	0	0	1	1	2	16	
91	Region 03	CONCEPCION WATER DISTRICT	19	7	26	10	9	19	45	0	0	0	0	0	0	0	0	0	0	0	0	0	54	4	58	103	
92	Region 03	CUYAPO WATER DISTRICT	4	3	7	1	0	1	8	0	0	0	0	0	0	0	0	0	0	0	0	0	21	3	24	32	
93	Region 03	DINALUPIHAN WATER DISTRICT	40	1	41	4	7	11	52	0	0	0	0	0	0	0	0	0	0	0	0	0	1	0	1	53	
94	Region 03	DIPACULAO WATER DISTRICT	1	0	1	1	0	1	2	0	0	0	0	0	0	0	0	0	0	0	0	0	3	0	3	5	
95	Region 03	FLORIDABLANCA WATER DISTRICT	1	0	1	1	0	1	2	0	0	0	0	0	0	0	0	0	0	0	0	0	1	2	3	5	
96	Region 03	GAPAN WATER DISTRICT	10	3	13	2	5	7	20	0	0	0	0	0	0	0	0	0	0	0	0	0	43	3	46	66	
97	Region 03	GEN. M. NATIVIDAD WATER DISTRICT	4	1	5	0	1	1	6	0	0	0	0	0	0	0	0	0	0	0	0	0	2	0	2	8	
98	Region 03	GEN. TINIO WATER DISTRICT	4	3	7	1	3	4	11	0	0	0	0	0	0	0	0	0	0	0	0	0	6	1	7	18	
99	Region 03	GERONA WATER DISTRICT	14	2	16	0	3	3	19	1	0	1	0	0	0	0	0	0	0	0	0	1	6	0	6	26	
100	Region 03	GUAGUA WATER DISTRICT	35	3	38	25	8	33	71	0	0	0	0	0	0	0	0	0	0	0	0	0	7	0	7	78	
101	Region 03	GUIMBA WATER DISTRICT	31	3	34	15	6	21	55	0	0	0	0	0	0	0	0	0	0	0	0	0	8	2	10	65	
102	Region 03	HAGONOY WATER DISTRICT	51	14	65	2	6	8	73	0	0	0	2	1	3	0	0	0	0	0	0	3	6	1	7	83	
103	Region 03	HERMOSA WATER DISTRICT	13	4	17	1	3	4	21	0	0	0	0	0	0	0	0	0	0	0	0	0	3	4	7	28	
104	Region 03	IBA WATER DISTRICT	3	3	6	0	1	1	7	0	0	0	0	0	0	0	0	0	0	0	0	0	4	1	5	12	
105	Region 03	JAEN WATER DISTRICT	2	1	3	1	2	3	6	0	0	0	0	0	0	0	0	0	0	0	0	0	0	0	0	6	
106	Region 03	LICAB WATER DISTRICT	0	1	1	0	1	1	2	0	0	0	0	0	0	0	0	0	0	0	0	0	3	1	4	6	
107	Region 03	LIMAY WATER DISTRICT	13	0	13	9	8	17	30	0	0	0	11	3	14	0	0	0	0	0	0	14	3	1	4	48	

INVENTORY OF GOVERNMENT HUMAN RESOURCE SYSTEM (IGHRS)

10.4 LWD - Detailed Agency report by Classification, by Level of Position, by Gender

As of August 31, 2017

No.	Region	DEPARTMENT / AGENCY	CAREER							NON-CAREER														Job-Order (Contract of Service)			GRAND TOTAL		
			1st Level			2nd Level			Total	Coterminus			Casual			Contractual			Elective			Total	Male	Female	Sub-Total				
			Male	Female	Sub-Total	Male	Female	Sub-Total		Male	Female	Sub-Total	Male	Female	Sub-Total	Male	Female	Sub-Total	Male	Female	Sub-Total								
108	Region 03	LUBAO WATER DISTRICT	49	7	56	7	6	13	69	0	0	0	0	0	0	0	0	0	0	0	0	0	0	0	0	10	0	10	79
109	Region 03	LUPAO WATER DISTRICT	1	2	3	1	0	1	4	0	0	0	0	0	0	0	0	0	0	0	0	0	0	0	4	1	5	9	
110	Region 03	MABALACAT WATER DISTRICT	94	19	113	24	25	49	162	1	1	2	0	0	0	0	0	0	0	0	0	0	0	2	47	5	52	216	
111	Region 03	MACABEBE WATER DISTRICT	7	5	12	0	1	1	13	1	0	1	0	0	0	0	0	0	0	0	0	0	1	20	1	21	35		
112	Region 03	MALOLOS WATER DISTRICT	85	14	99	8	14	22	121	0	1	1	20	5	25	0	0	0	0	0	0	0	26	34	12	46	193		
113	Region 03	MARILAO WATER DISTRICT	57	16	73	1	7	8	81	1	0	1	0	0	0	0	0	0	0	0	0	0	1	22	2	24	106		
114	Region 03	MARIVELES WATER DISTRICT	25	1	26	2	4	6	32	0	0	0	17	2	19	0	0	0	0	0	0	0	19	0	0	0	51		
115	Region 03	MASANTOL WATER DISTRICT	11	0	11	2	1	3	14	0	0	0	7	0	7	0	0	0	0	0	0	0	7	0	0	0	21		
116	Region 03	MASINLOC WATER DISTRICT	1	0	1	1	3	4	5	0	0	0	0	0	0	0	0	0	0	0	0	0	0	4	3	7	12		
117	Region 03	MAYANTOC WATER DISTRICT	3	1	4	1	1	2	6	1	0	1	0	0	0	0	0	0	0	0	0	0	1	5	0	5	12		
118	Region 03	MEYCAUAYAN WATER DISTRICT	24	6	30	3	10	13	43	0	0	0	0	0	0	0	0	0	0	0	0	0	0	25	6	31	74		
119	Region 03	MONCADA WATER DISTRICT	14	3	17	3	1	4	21	0	0	0	0	0	0	0	0	0	0	0	0	0	0	7	1	8	29		
120	Region 03	MORONG WATER DISTRICT	2	2	4	0	0	0	4	0	1	1	3	1	4	0	0	0	0	0	0	0	5	5	1	6	15		
121	Region 03	MUÑOZ WATER DISTRICT	18	2	20	6	2	8	28	2	0	2	0	0	0	0	0	0	0	0	0	0	2	0	0	0	30		
122	Region 03	NORZAGARAY WATER DISTRICT	19	4	23	2	3	5	28	2	3	5	0	0	0	0	0	0	0	0	0	0	5	30	2	32	65		
123	Region 03	OBANDO WATER DISTRICT	15	4	19	2	4	6	25	0	0	0	3	0	3	0	0	0	0	0	0	0	3	6	1	7	35		
124	Region 03	ORANI WATER DISTRICT	8	3	11	10	6	16	27	0	0	0	0	0	0	0	0	0	0	0	0	0	0	21	4	25	52		
125	Region 03	ORION WATER DISTRICT	17	3	20	0	3	3	23	0	1	1	2	0	2	0	0	0	0	0	0	0	3	2	1	3	29		
126	Region 03	PALAUIG WATER DISTRICT	0	0	0	2	1	3	3	0	1	1	0	0	0	0	0	0	0	0	0	0	1	2	1	3	7		
127	Region 03	PALAYAN WATER DISTRICT	14	4	18	0	0	0	18	0	0	0	0	0	0	0	0	0	0	0	0	0	0	14	7	21	39		
128	Region 03	PANDI WATER DISTRICT	6	4	10	2	3	5	15	0	0	0	9	7	16	0	0	0	0	0	0	0	16	6	1	7	38		
129	Region 03	PANQUI WATER DISTRICT	2	3	5	1	1	2	7	0	0	0	0	0	0	0	0	0	0	0	0	0	0	0	0	0	0	7	
130	Region 03	PEÑARANDA WATER DISTRICT	23	5	28	3	3	6	34	0	0	0	0	0	0	0	0	0	0	0	0	0	0	1	1	2	36		
131	Region 03	PLARIDEL WATER DISTRICT	27	5	32	1	6	7	39	0	0	0	0	0	0	0	0	0	0	0	0	0	0	45	1	46	85		
132	Region 03	PORAC WATER DISTRICT	18	3	21	1	4	5	26	1	0	1	0	0	0	0	0	0	0	0	0	0	1	0	0	0	27		
133	Region 03	RAMOS WATER DISTRICT	4	2	6	1	2	3	9	0	0	0	0	0	0	0	0	0	0	0	0	0	0	1	0	1	10		

INVENTORY OF GOVERNMENT HUMAN RESOURCE SYSTEM (IGHRS)

10.4 LWD - Detailed Agency report by Classification, by Level of Position, by Gender

As of August 31, 2017

No.	Region	DEPARTMENT / AGENCY	CAREER							NON-CAREER														Job-Order (Contract of Service)			GRAND TOTAL	
			1st Level			2nd Level			Total	Coterminus			Casual			Contractual			Elective			Total	Male	Female	Sub-Total			
			Male	Female	Sub-Total	Male	Female	Sub-Total		Male	Female	Sub-Total	Male	Female	Sub-Total	Male	Female	Sub-Total	Male	Female	Sub-Total							
134	Region 03	SAN ANTONIO WATER DISTRICT	17	10	27	0	4	4	31	1	1	2	0	0	0	0	0	0	0	0	0	0	0	2	18	3	21	54
135	Region 03	SAN FELIPE WATER DISTRICT	5	5	10	1	1	2	12	0	0	0	0	0	0	0	0	0	0	0	0	0	0	0	2	0	2	14
136	Region 03	SAN ILDEFONSO WATER DISTRICT	28	8	36	1	0	1	37	0	0	0	0	0	0	0	0	0	0	0	0	0	0	0	7	2	9	46
137	Region 03	SAN JOSE DEL MONTE CITY WATER DISTRICT	161	53	214	18	33	51	265	0	0	0	0	0	0	0	0	0	0	0	0	0	0	0	5	7	12	277
138	Region 03	SAN JOSE WATER DISTRICT	28	5	33	7	6	13	46	1	1	2	0	0	0	0	0	0	0	0	0	0	0	2	15	4	19	67
139	Region 03	SAN MARCELINO WATER DISTRICT	5	0	5	1	5	6	11	0	0	0	1	1	2	0	0	0	0	0	0	0	0	2	6	0	6	19
140	Region 03	SAN MIGUEL WATER DISTRICT	28	10	38	1	1	2	40	0	0	0	0	0	0	0	0	0	0	0	0	0	0	0	7	0	7	47
141	Region 03	SAN NARCISO WATER DISTRICT	1	2	3	0	2	2	5	0	0	0	0	0	0	0	0	0	0	0	0	0	0	0	1	0	1	6
142	Region 03	SAN RAFAEL WATER DISTRICT	26	8	34	3	6	9	43	0	0	0	0	0	0	0	0	0	0	0	0	0	0	0	1	0	1	44
143	Region 03	SANTA MARIA WATER DISTRICT	38	21	59	6	9	15	74	1	0	1	4	3	7	0	0	0	0	0	0	0	0	8	17	9	26	108
144	Region 03	SASMUAN WATER DISTRICT	4	3	7	2	1	3	10	0	0	0	0	0	0	0	0	0	0	0	0	0	0	0	1	0	1	11
145	Region 03	STA. CRUZ WATER DISTRICT	3	1	4	0	1	1	5	0	1	1	0	0	0	0	0	0	0	0	0	0	0	1	1	1	2	8
146	Region 03	STA. IGNACIA WATER DISTRICT	7	2	9	0	3	3	12	0	0	0	0	0	0	0	0	0	0	0	0	0	0	0	0	1	1	13
147	Region 03	STA. ROSA WATER DISTRICT	45	5	50	4	3	7	57	0	0	0	0	0	0	0	0	0	0	0	0	0	0	0	2	3	5	62
148	Region 03	STA.RITA WATER DISTRICT	1	1	2	0	0	0	2	0	1	1	0	0	0	0	0	0	0	0	0	0	0	1	3	2	5	8
149	Region 03	SUBIC WATER DISTRICT	27	2	29	8	8	16	45	0	0	0	15	0	15	0	0	0	0	0	0	0	0	15	3	0	3	63
150	Region 03	TALavera WATER DISTRICT	21	0	21	2	3	5	26	0	0	0	0	0	0	0	0	0	0	0	0	0	0	0	44	6	50	76
151	Region 03	TALUGTUG WATER DISTRICT	0	0	0	4	2	6	6	0	0	0	0	0	0	0	0	0	0	0	0	0	0	0	4	0	4	10
152	Region 03	TARLAC WATER DISTRICT	3	3	6	3	1	4	10	0	0	0	0	0	0	0	0	0	0	0	0	0	0	0	2	1	3	13
153	Region 04	AGONCILLO WATER DISTRICT	2	2	4	1	0	1	5	0	0	0	0	0	0	0	0	0	0	0	0	0	0	0	0	0	0	5
154	Region 04	ALAMINOS WATER DISTRICT	11	1	12	7	2	9	21	0	0	0	19	2	21	0	0	0	0	0	0	0	0	21	5	2	7	49
155	Region 04	ALITAGTAG WATER DISTRICT	8	0	8	0	2	2	10	0	2	2	7	2	9	0	0	0	0	0	0	0	0	11	1	0	1	22
156	Region 04	AMADEO WATER DISTRICT	12	7	19	2	3	5	24	0	0	0	0	0	0	0	0	0	0	0	0	0	0	0	12	7	19	43
157	Region 04	ATIMONAN WATER DISTRICT	9	4	13	0	0	0	13	1	0	1	0	0	0	0	0	0	0	0	0	0	0	1	2	0	2	16
158	Region 04	BALAYAN WATER DISTRICT	11	4	15	4	1	5	20	0	0	0	0	0	0	0	0	0	0	0	0	0	0	0	3	2	5	25
159	Region 04	BATANGAS CITY WATER DISTRICT	89	16	105	16	13	29	134	0	2	2	0	0	0	0	0	0	0	0	0	0	0	2	83	5	88	224
160	Region 04	CABUYAO WATER DISTRICT	16	2	18	5	4	9	27	1	0	1	30	8	38	0	1	1	0	0	0	0	0	40	11	0	11	78

INVENTORY OF GOVERNMENT HUMAN RESOURCE SYSTEM (IGHRS)

10.4 LWD - Detailed Agency report by Classification, by Level of Position, by Gender

As of August 31, 2017

No.	Region	DEPARTMENT / AGENCY	CAREER							NON-CAREER														Job-Order (Contract of Service)			GRAND TOTAL
			1st Level			2nd Level			Total	Coterminus			Casual			Contractual			Elective			Total	Male	Female	Sub-Total		
			Male	Female	Sub-Total	Male	Female	Sub-Total		Male	Female	Sub-Total	Male	Female	Sub-Total	Male	Female	Sub-Total	Male	Female	Sub-Total						
161	Region 04	CALAMBA WATER DISTRICT	121	27	148	18	31	49	197	0	0	0	0	0	0	78	5	83	0	0	0	83	23	0	23	303	
162	Region 04	CALAUAG WATER DISTRICT	3	0	3	2	5	7	10	0	0	0	9	0	9	8	0	8	0	0	0	17	2	0	2	29	
163	Region 04	CANDELARIA WATER DISTRICT	2	2	4	2	1	3	7	0	1	1	0	3	3	12	0	12	0	0	0	16	16	0	16	39	
164	Region 04	CARMONA WATER DISTRICT	38	3	41	4	3	7	48	0	1	1	1	2	3	0	0	0	0	0	0	4	16	4	20	72	
165	Region 04	CATANAUAN WATER DISTRICT	6	0	6	1	0	1	7	0	0	0	0	0	0	0	0	0	0	0	0	0	0	1	1	8	
166	Region 04	CULION WATER DISTRICT	5	0	5	1	3	4	9	0	0	0	0	0	0	0	0	0	0	0	0	0	3	1	4	13	
167	Region 04	DASMARIÑAS WATER DISTRICT	244	58	302	31	31	62	364	1	0	1	0	0	0	0	0	0	0	0	0	1	346	39	385	750	
168	Region 04	DOLORES WATER DISTRICT	1	0	1	0	3	3	4	3	0	3	0	0	0	0	0	0	0	0	0	3	0	0	0	7	
169	Region 04	GEN. E. AGUINALDO WATER DISTRICT	7	2	9	0	0	0	9	1	0	1	0	0	0	0	0	0	0	0	0	1	5	4	9	19	
170	Region 04	GEN. M ALVAREZ WATER DISTRICT	55	11	66	8	4	12	78	0	0	0	33	5	38	0	0	0	0	0	0	38	18	2	20	136	
171	Region 04	GUINAYANGAN WATER DISTRICT	6	2	8	0	1	1	9	1	0	1	0	0	0	0	0	0	0	0	0	1	8	1	9	19	
172	Region 04	GUMACA WATER DISTRICT	6	2	8	1	0	1	9	0	1	1	0	0	0	0	0	0	0	0	0	1	4	0	4	14	
173	Region 04	INDANG WATER DISTRICT	18	4	22	1	2	3	25	0	0	0	0	0	0	0	0	0	0	0	0	0	12	3	15	40	
174	Region 04	INFANTA-GEN. NAKAR WATER DISTRICT	29	8	37	0	3	3	40	1	0	1	0	0	0	0	0	0	0	0	0	1	10	1	11	52	
175	Region 04	LAGUNA WATER DISTRICT	11	2	13	1	2	3	16	1	0	1	0	0	0	0	0	0	0	0	0	1	0	0	0	17	
176	Region 04	LEMERY WATER DISTRICT	1	1	2	1	2	3	5	0	0	0	0	0	0	0	0	0	0	0	0	0	0	0	0	5	
177	Region 04	LIAN WATER DISTRICT	3	3	6	1	0	1	7	0	0	0	0	0	0	0	0	0	0	0	0	0	2	1	3	10	
178	Region 04	LOBO WATER DISTRICT	11	2	13	0	2	2	15	2	0	2	2	0	2	0	0	0	0	0	0	4	6	0	6	25	
179	Region 04	LOPEZ WATER DISTRICT	11	3	14	2	3	5	19	0	0	0	0	0	0	0	0	0	0	0	0	0	10	0	10	29	
180	Region 04	MABINI WATER DISTRICT	14	1	15	3	6	9	24	1	0	1	2	0	2	11	0	11	0	0	0	14	0	0	0	38	
181	Region 04	MACALELON WATER DISTRICT	2	0	2	0	0	0	2	1	0	1	0	0	0	0	0	0	0	0	0	1	2	1	3	6	
182	Region 04	MARAGONDON WATER DISTRICT	8	5	13	2	4	6	19	1	0	1	0	0	0	0	0	0	0	0	0	1	4	3	7	27	
183	Region 04	MAUBAN WATER DISTRICT	2	0	2	10	3	13	15	0	0	0	0	0	0	2	0	2	0	0	0	2	0	0	0	17	
184	Region 04	MENDEZ WATER DISTRICT	18	3	21	2	3	5	26	0	0	0	0	0	0	0	0	0	0	0	0	0	4	0	4	30	
185	Region 04	METRO LIPA WATER DISTRICT	106	5	111	11	31	42	153	8	3	11	11	1	12	0	0	0	0	0	0	23	33	5	38	214	
186	Region 04	MORONG WATER DISTRICT	28	9	37	2	5	7	44	1	0	1	10	1	11	0	0	0	0	0	0	12	6	4	10	66	
187	Region 04	NASUGBU WATER DISTRICT	18	3	21	1	4	5	26	0	0	0	0	0	0	0	0	0	0	0	0	0	11	0	11	37	

INVENTORY OF GOVERNMENT HUMAN RESOURCE SYSTEM (IGHRS)

10.4 LWD - Detailed Agency report by Classification, by Level of Position, by Gender

As of August 31, 2017

No.	Region	DEPARTMENT / AGENCY	CAREER							NON-CAREER														Job-Order (Contract of Service)			GRAND TOTAL		
			1st Level			2nd Level			Total	Coterminus			Casual			Contractual			Elective			Total	Male	Female	Sub-Total				
			Male	Female	Sub-Total	Male	Female	Sub-Total		Male	Female	Sub-Total	Male	Female	Sub-Total	Male	Female	Sub-Total	Male	Female	Sub-Total								
188	Region 04	NAUJAN WATER DISTRICT	5	0	5	0	2	2	7	1	0	1	0	0	0	0	0	0	0	0	0	0	0	0	1	0	0	0	8
189	Region 04	ODIONGAN WATER DISTRICT	5	4	9	3	2	5	14	0	0	0	0	2	2	0	0	0	0	0	0	0	0	2	11	2	13	29	
190	Region 04	PAGSANJAN WATER DISTRICT	23	5	28	6	5	11	39	0	0	0	0	0	0	0	0	0	0	0	0	0	0	0	16	6	22	61	
191	Region 04	PAKIL WATER DISTRICT	4	4	8	1	0	1	9	0	0	0	0	0	0	0	0	0	0	0	0	0	0	0	6	0	6	15	
192	Region 04	PILILLA WATER DISTRICT	17	6	23	2	2	4	27	1	0	1	0	0	0	0	0	0	0	0	0	0	0	1	12	4	16	44	
193	Region 04	PINAMALAYAN WATER DISTRICT	9	1	10	1	4	5	15	0	1	1	0	0	0	0	0	0	0	0	0	0	0	1	9	0	9	25	
194	Region 04	POLA WATER DISTRICT	4	3	7	0	1	1	8	0	0	0	1	0	1	2	0	2	0	0	0	0	0	3	0	0	0	11	
195	Region 04	POLILLO WATER DISTRICT	7	1	8	1	2	3	11	0	0	0	0	0	0	0	0	0	0	0	0	0	0	0	3	0	3	14	
196	Region 04	PUERTO PRINSESA CITY WATER DISTRICT	47	17	64	25	18	43	107	1	0	1	0	0	0	0	0	0	0	0	0	0	0	1	228	30	258	366	
197	Region 04	QUEZON WATER DISTRICT	138	28	166	23	21	44	210	1	0	1	54	2	56	0	0	0	0	0	0	0	0	57	75	1	76	343	
198	Region 04	ROMBLON WATER DISTRICT	7	3	10	0	1	1	11	0	0	0	0	0	0	0	0	0	0	0	0	0	0	0	3	0	3	14	
199	Region 04	ROSARIO WATER DISTRICT	14	3	17	0	2	2	19	0	0	0	0	0	0	0	0	0	0	0	0	0	0	0	6	0	6	25	
200	Region 04	ROXAS WATER DISTRICT	1	0	1	1	0	1	2	0	0	0	0	0	0	0	0	0	0	0	0	0	0	0	0	0	0	0	2
201	Region 04	SABLAYAN WATER DISTRICT	16	5	21	1	1	2	23	1	0	1	0	0	0	0	0	0	0	0	0	0	0	1	22	4	26	50	
202	Region 04	SAN FRANCISCO WATER DISTRICT	1	2	3	0	0	0	3	1	0	1	0	0	0	0	0	0	0	0	0	0	0	1	11	3	14	18	
203	Region 04	SAN JOSE WATER DISTRICT	32	3	35	5	10	15	50	0	0	0	0	0	0	0	0	0	0	0	0	0	0	0	15	5	20	70	
204	Region 04	SAN JUAN WATER DISTRICT	15	4	19	2	2	4	23	0	1	1	8	0	8	0	0	0	0	0	0	0	0	9	0	0	0	32	
205	Region 04	SAN PABLO CITY WATER DISTRICT	103	4	107	56	45	101	208	1	0	1	0	0	0	0	0	0	0	0	0	0	0	1	85	22	107	316	
206	Region 04	SAN PEDRO WATER DISTRICT	1	0	1	3	0	3	4	0	0	0	0	0	0	2	3	5	0	0	0	0	0	5	0	0	0	9	
207	Region 04	SILANG WATER DISTRICT	120	27	147	8	13	21	168	0	0	0	0	0	0	0	0	0	0	0	0	0	0	0	69	12	81	249	
208	Region 04	SINILOAN WATER DISTRICT	22	3	25	2	5	7	32	0	0	0	0	0	0	0	0	0	0	0	0	0	0	0	57	1	58	90	
209	Region 04	STA. CRUZ WATER DISTRICT	35	7	42	4	9	13	55	0	0	0	9	4	13	0	0	0	0	0	0	0	0	13	30	3	33	101	
210	Region 04	TAAL WATER DISTRICT	11	1	12	1	3	4	16	0	0	0	13	6	19	0	0	0	0	0	0	0	0	19	11	2	13	48	
211	Region 04	TAGAYTAY CITY WATER DISTRICT	40	11	51	10	10	20	71	0	1	1	3	3	6	0	0	0	0	0	0	0	0	7	128	14	142	220	
212	Region 04	TAGKAWAYAN WATER DISTRICT	8	6	14	0	1	1	15	1	0	1	3	0	3	0	0	0	0	0	0	0	0	4	3	0	3	22	
213	Region 04	TANAUAN WATER DISTRICT	49	10	59	4	12	16	75	0	0	0	2	2	4	0	0	0	0	0	0	0	0	4	38	0	38	117	
214	Region 04	TANAY WATER DISTRICT	41	7	48	8	6	14	62	1	0	1	0	0	0	0	0	0	0	0	0	0	0	1	41	8	49	112	

INVENTORY OF GOVERNMENT HUMAN RESOURCE SYSTEM (IGHRS)

10.4 LWD - Detailed Agency report by Classification, by Level of Position, by Gender

As of August 31, 2017

No.	Region	DEPARTMENT / AGENCY	CAREER							NON-CAREER														Job-Order (Contract of Service)			GRAND TOTAL	
			1st Level			2nd Level			Total	Coterminus			Casual			Contractual			Elective			Total	Male	Female	Sub-Total			
			Male	Female	Sub-Total	Male	Female	Sub-Total		Male	Female	Sub-Total	Male	Female	Sub-Total	Male	Female	Sub-Total	Male	Female	Sub-Total							
215	Region 04	TANZA WATER DISTRICT	44	11	55	2	6	8	63	0	1	1	0	0	0	0	0	0	0	0	0	0	0	1	30	5	35	99
216	Region 04	TAYSAN WATER DISTRICT	7	3	10	1	0	1	11	0	0	0	0	0	0	0	0	0	0	0	0	0	0	0	3	0	3	14
217	Region 04	TAYTAY WATER DISTRICT	9	6	15	1	0	1	16	0	0	0	5	0	5	2	0	2	0	0	0	0	7	3	0	3	26	
218	Region 04	TERESA WATER DISTRICT	19	2	21	1	2	3	24	0	0	0	0	0	0	0	0	0	0	0	0	0	0	10	4	14	38	
219	Region 04	TIAONG WATER DISTRICT	17	6	23	2	1	3	26	0	0	0	4	1	5	0	0	0	0	0	0	0	5	10	0	10	41	
220	Region 04	TRECE MARTINEZ WATER DISTRICT	58	12	70	6	9	15	85	0	0	0	0	0	0	0	0	0	0	0	0	0	0	36	7	43	128	
221	Region 04	TUY WATER DISTRICT	14	3	17	0	3	3	20	0	1	1	0	0	0	0	0	0	0	0	0	0	1	7	0	7	28	
222	Region 04	UNISAN WATER DISTRICT	1	0	1	1	0	1	2	1	0	1	0	0	0	0	0	0	0	0	0	0	1	2	1	3	6	
223	Region 05	AROROY WATER DISTRICT	2	0	2	2	1	3	5	0	0	0	0	0	0	0	0	0	0	0	0	0	0	15	2	17	22	
224	Region 05	BAAO WATER DISTRICT	9	5	14	3	1	4	18	0	0	0	2	2	4	0	0	0	0	0	0	0	4	0	0	0	22	
225	Region 05	BACACAY WATER DISTRICT	6	3	9	0	3	3	12	0	0	0	3	5	8	0	0	0	0	0	0	0	8	0	1	1	21	
226	Region 05	BARAS WATER DISTRICT	0	0	0	0	0	0	0	0	0	0	2	3	5	0	0	0	0	0	0	0	5	1	0	1	6	
227	Region 05	BATO WATER DISTRICT	5	1	6	8	4	12	18	0	0	0	1	1	2	0	0	0	0	0	0	0	2	0	0	0	20	
228	Region 05	BULAN WATER DISTRICT	11	2	13	1	3	4	17	0	0	0	0	0	0	0	0	0	0	0	0	0	0	10	3	13	30	
229	Region 05	CALABANGA WATER DISTRICT	11	7	18	2	4	6	24	0	0	0	0	0	0	0	0	0	0	0	0	0	0	25	5	30	54	
230	Region 05	CAMALIG WATER DISTRICT	5	2	7	0	1	1	8	0	1	1	0	0	0	0	0	0	0	0	0	0	1	7	5	12	21	
231	Region 05	CAMARINES NORTE WATER DISTRICT	2	0	2	2	5	7	9	0	1	1	0	0	0	0	0	0	0	0	0	0	1	1	1	2	12	
232	Region 05	CASIGURAN WATER DISTRICT	5	2	7	5	2	7	14	0	0	0	4	1	5	0	0	0	0	0	0	0	5	10	2	12	31	
233	Region 05	DARAGA WATER DISTRICT	2	1	3	1	2	3	6	0	1	1	0	1	1	0	0	0	0	0	0	0	2	1	0	1	9	
234	Region 05	DEL GALLEGU WATER DISTRICT	4	0	4	1	2	3	7	0	0	0	0	0	0	0	0	0	0	0	0	0	0	4	0	4	11	
235	Region 05	DONSOL WATER DISTRICT	6	3	9	1	0	1	10	0	1	1	0	0	0	0	0	0	0	0	0	0	1	6	1	7	18	
236	Region 05	GUBAT WATER DISTRICT	0	0	0	2	5	7	7	1	0	1	0	0	0	0	0	0	0	0	0	0	1	9	2	11	19	
237	Region 05	IRIGA CITY WATER DISTRICT	33	7	40	6	5	11	51	0	0	0	15	4	19	20	1	21	0	0	0	0	40	0	0	0	91	
238	Region 05	IROSIN WATER DISTRICT	6	5	11	2	2	4	15	1	0	1	0	0	0	0	0	0	0	0	0	0	1	9	3	12	28	
239	Region 05	JOSE PANGANIBAN WATER DISTRICT	13	5	18	2	2	4	22	1	0	1	1	0	1	0	0	0	0	0	0	0	2	13	0	13	37	
240	Region 05	LEGAZPI CITY WATER DISTRICT	59	17	76	19	24	43	119	0	1	1	0	0	0	0	0	0	0	0	0	0	1	20	1	21	141	
241	Region 05	LIBMANAN WATER DISTRICT	9	1	10	2	4	6	16	0	0	0	4	2	6	0	0	0	0	0	0	0	6	37	0	37	59	

INVENTORY OF GOVERNMENT HUMAN RESOURCE SYSTEM (IGHRS)

10.4 LWD - Detailed Agency report by Classification, by Level of Position, by Gender

As of August 31, 2017

No.	Region	DEPARTMENT / AGENCY	CAREER							NON-CAREER														Job-Order (Contract of Service)			GRAND TOTAL
			1st Level			2nd Level			Total	Coterminus			Casual			Contractual			Elective			Total	Male	Female	Sub-Total		
			Male	Female	Sub-Total	Male	Female	Sub-Total		Male	Female	Sub-Total	Male	Female	Sub-Total	Male	Female	Sub-Total	Male	Female	Sub-Total						
242	Region 05	LIGAO CITY WATER DISTRICT	19	7	26	1	2	3	29	0	0	0	3	1	4	0	0	0	0	0	0	4	6	1	7	40	
243	Region 05	MASBATE MOBO WATER DISTRICT	12	6	18	1	1	2	20	0	0	0	0	0	0	0	0	0	0	0	0	0	42	8	50	70	
244	Region 05	MATNOG WATER DISTRICT	3	0	3	0	2	2	5	1	0	1	0	0	0	0	0	0	0	0	0	1	6	1	7	13	
245	Region 05	METRO NAGA WATER DISTRICT	62	10	72	35	27	62	134	0	0	0	61	10	71	0	0	0	0	0	0	71	378	22	400	605	
246	Region 05	NABUA WATER DISTRICT	15	4	19	2	0	2	21	0	0	0	0	0	0	0	0	0	0	0	0	0	13	3	16	37	
247	Region 05	PANDAN WATER DISTRICT	0	0	0	4	2	6	6	0	0	0	0	0	0	0	0	0	0	0	0	0	1	1	2	8	
248	Region 05	PARACALE WATER DISTRICT	9	3	12	2	2	4	16	0	0	0	0	0	0	0	0	0	0	0	0	0	3	1	4	20	
249	Region 05	PASACAO WATER DISTRICT	4	5	9	0	1	1	10	0	1	1	3	0	3	0	0	0	0	0	0	4	8	0	8	22	
250	Region 05	PILAR WATER DISTRICT	9	1	10	1	0	1	11	0	1	1	0	0	0	0	0	0	0	0	0	1	1	1	2	14	
251	Region 05	PILI WATER DISTRICT	17	6	23	4	8	12	35	0	0	0	7	6	13	0	0	0	0	0	0	13	37	8	45	93	
252	Region 05	RAGAY WATER DISTRICT	6	2	8	1	2	3	11	0	0	0	0	0	0	0	0	0	0	0	0	0	4	1	5	16	
253	Region 05	SAN ANDRES WATER DISTRICT	2	2	4	0	0	0	4	0	0	0	0	0	0	0	0	0	0	0	0	0	1	2	3	7	
254	Region 05	SIPOCOT WATER DISTRICT	8	2	10	1	2	3	13	0	0	0	0	0	0	0	0	0	0	0	0	0	11	1	12	25	
255	Region 05	SORSOGON WATER DISTRICT	1	1	2	1	4	5	7	1	0	1	0	0	0	0	0	0	0	0	0	1	1	1	2	10	
256	Region 05	TABACO CITY WATER DISTRICT	33	7	40	8	10	18	58	0	0	0	16	2	18	0	0	0	0	0	0	18	8	0	8	84	
257	Region 05	VIGA WATER DISTRICT	4	0	4	0	0	0	4	1	0	1	0	0	0	0	0	0	0	0	0	1	0	2	2	7	
258	Region 05	VIRAC WATER DISTRICT	8	0	8	8	11	19	27	0	0	0	0	0	0	0	0	0	0	0	0	0	18	0	18	45	
259	Region 06	AJUY WATER DISTRICT	2	1	3	0	0	0	3	0	0	0	0	0	0	0	0	0	0	0	0	0	1	0	1	4	
260	Region 06	ALIMODIAN WATER DISTRICT	3	1	4	1	0	1	5	0	0	0	0	6	6	0	0	0	0	0	0	6	1	2	3	14	
261	Region 06	ANILAO WATER DISTRICT	3	2	5	3	2	5	10	0	0	0	0	0	0	0	0	0	0	0	0	0	5	0	5	15	
262	Region 06	BACOLOD WATER DISTRICT	112	48	160	41	31	72	232	1	0	1	89	5	94	0	0	0	0	0	0	95	150	16	166	493	
263	Region 06	BAGO WATER DISTRICT	19	0	19	4	3	7	26	0	0	0	0	2	2	0	0	0	0	0	0	2	17	3	20	48	
264	Region 06	BANATE WATER DISTRICT	2	0	2	0	0	0	2	1	0	1	0	2	2	0	0	0	0	0	0	3	7	3	10	15	
265	Region 06	BARBAZA WATER DISTRICT	3	0	3	0	0	0	3	0	0	0	1	0	1	0	0	0	0	0	0	1	3	0	3	7	
266	Region 06	BAROTAC WATER DISTRICT	9	4	13	2	3	5	18	0	0	0	0	0	0	0	0	0	0	0	0	0	28	1	29	47	
267	Region 06	BINALBAGAN WATER DISTRICT	16	2	18	3	3	6	24	0	1	1	13	1	14	0	0	0	0	0	0	15	6	0	6	45	
268	Region 06	BUENAVISTA WATER DISTRICT	11	3	14	1	2	3	17	0	0	0	8	2	10	0	0	0	0	0	0	10	7	0	7	34	

INVENTORY OF GOVERNMENT HUMAN RESOURCE SYSTEM (IGHRS)

10.4 LWD - Detailed Agency report by Classification, by Level of Position, by Gender

As of August 31, 2017

No.	Region	DEPARTMENT / AGENCY	CAREER							NON-CAREER														Job-Order (Contract of Service)			GRAND TOTAL	
			1st Level			2nd Level			Total	Coterminus			Casual			Contractual			Elective			Total	Male	Female	Sub-Total			
			Male	Female	Sub-Total	Male	Female	Sub-Total		Male	Female	Sub-Total	Male	Female	Sub-Total	Male	Female	Sub-Total	Male	Female	Sub-Total							
269	Region 06	BUGASONG WATER DISTRICT	3	0	3	0	3	3	6	0	0	0	0	0	0	0	0	0	0	0	0	0	0	0	2	0	2	8
270	Region 06	CADIZ WATER DISTRICT	15	2	17	4	4	8	25	0	0	0	7	7	14	0	0	0	0	0	0	0	14	10	1	11	50	
271	Region 06	CALINOG WATER DISTRICT	4	3	7	1	0	1	8	0	0	0	0	0	0	0	0	0	0	0	0	0	0	5	0	5	13	
272	Region 06	CONCEPCION WATER DISTRICT	1	1	2	0	0	0	2	0	0	0	2	1	3	0	0	0	0	0	0	0	3	0	0	0	5	
273	Region 06	CULASI WATER DISTRICT	3	3	6	1	0	1	7	1	0	1	1	0	1	0	0	0	0	0	0	0	2	2	0	2	11	
274	Region 06	DINGLE-POTOTAN WATER DISTRICT	0	0	0	7	13	20	20	1	0	1	0	0	0	0	0	0	0	0	0	0	1	20	1	21	42	
275	Region 06	DUEÑAS WATER DISTRICT	2	3	5	1	0	1	6	0	0	0	1	1	2	0	0	0	0	0	0	0	2	1	0	1	9	
276	Region 06	DUMARAO WATER DISTRICT	2	4	6	1	0	1	7	0	0	0	0	0	0	0	0	0	0	0	0	0	7	1	8	15		
277	Region 06	ESCALANTE WATER DISTRICT	1	0	1	0	3	3	4	0	0	0	8	2	10	0	0	0	0	0	0	0	10	0	3	3	17	
278	Region 06	ESTANCIA WATER DISTRICT	2	3	5	1	0	1	6	0	0	0	0	0	0	0	0	0	0	0	0	0	5	0	5	11		
279	Region 06	HAMTIC WATER DISTRICT	2	1	3	0	0	0	3	1	0	1	0	0	0	0	0	0	0	0	0	0	1	2	1	3	7	
280	Region 06	HIMAMAYLAN WATER DISTRICT	9	6	15	4	4	8	23	1	0	1	0	0	0	0	0	0	0	0	0	0	1	0	0	0	24	
281	Region 06	IBAJAY WATER DISTRICT	1	3	4	0	0	0	4	1	0	1	0	0	0	0	0	0	0	0	0	0	1	2	0	2	7	
282	Region 06	IGBARAS WATER DISTRICT	2	1	3	0	1	1	4	0	0	0	0	0	0	0	0	0	0	0	0	0	2	1	3	7		
283	Region 06	JANIUAY WATER DISTRICT	4	2	6	0	1	1	7	0	1	1	1	1	2	0	0	0	0	0	0	0	3	6	4	10	20	
284	Region 06	KABANKALAN WATER DISTRICT	16	3	19	1	5	6	25	1	0	1	12	2	14	0	0	0	0	0	0	0	15	10	1	11	51	
285	Region 06	KALIBO WATER DISTRICT	57	26	83	9	18	27	110	0	0	0	0	0	0	0	0	0	0	0	0	0	61	13	74	184		
286	Region 06	LA CARLOTA CITY WATER DISTRICT	29	5	34	7	5	12	46	0	0	0	25	4	29	0	0	0	0	0	0	0	29	8	2	10	85	
287	Region 06	LA CASTELLANA WATER DISTRICT	4	4	8	0	0	0	8	0	0	0	1	3	4	0	0	0	0	0	0	0	4	4	0	4	16	
288	Region 06	LAMBUNAO WATER DISTRICT	6	1	7	1	0	1	8	0	0	0	0	0	0	0	0	0	0	0	0	0	6	1	7	15		
289	Region 06	LEON WATER DISTRICT	1	0	1	1	0	1	2	0	0	0	0	0	0	0	0	0	0	0	0	0	0	0	0	0	2	
290	Region 06	LIBACAO WATER DISTRICT	1	0	1	1	0	1	2	0	1	1	0	0	0	0	0	0	0	0	0	0	1	0	0	0	3	
291	Region 06	MALAY WATER DISTRICT	3	1	4	0	2	2	6	0	0	0	0	0	0	0	0	0	0	0	0	0	6	1	7	13		
292	Region 06	MALINAO WATER DISTRICT	2	2	4	1	0	1	5	0	0	0	0	0	0	0	0	0	0	0	0	0	2	0	2	7		
293	Region 06	MAMBUSAO WATER DISTRICT	4	0	4	0	1	1	5	0	0	0	0	0	0	0	0	0	0	0	0	0	4	1	5	10		
294	Region 06	MANAPLA WATER DISTRICT	3	1	4	2	4	6	10	0	0	0	3	2	5	0	0	0	0	0	0	0	5	8	0	8	23	
295	Region 06	METRO ILOILO WATER DISTRICT	40	18	58	15	21	36	94	0	0	0	84	20	104	0	0	0	0	0	0	0	104	60	0	60	258	

INVENTORY OF GOVERNMENT HUMAN RESOURCE SYSTEM (IGHRS)

10.4 LWD - Detailed Agency report by Classification, by Level of Position, by Gender

As of August 31, 2017

No.	Region	DEPARTMENT / AGENCY	CAREER							NON-CAREER														Job-Order (Contract of Service)			GRAND TOTAL	
			1st Level			2nd Level			Total	Coterminus			Casual			Contractual			Elective			Total	Male	Female	Sub-Total			
			Male	Female	Sub-Total	Male	Female	Sub-Total		Male	Female	Sub-Total	Male	Female	Sub-Total	Male	Female	Sub-Total	Male	Female	Sub-Total							
296	Region 06	METRO ROXAS WATER DISTRICT	80	21	101	20	17	37	138	0	0	0	0	0	0	0	0	0	0	0	0	0	0	0	57	13	70	208
297	Region 06	MGO JORDAN WATER DISTRICT	4	2	6	0	0	0	6	1	0	1	0	0	0	0	0	0	0	0	0	0	0	1	13	9	22	29
298	Region 06	MIAG-AO WATER DISTRICT	3	1	4	1	0	1	5	0	0	0	1	0	1	0	0	0	0	0	0	0	0	1	5	1	6	12
299	Region 06	MURCIA WATER DISTRICT	8	1	9	1	1	2	11	1	0	1	3	4	7	0	0	0	0	0	0	0	0	8	4	2	6	25
300	Region 06	NUMANCIA WATER DISTRICT	8	5	13	0	0	0	13	0	0	0	0	0	0	0	0	0	0	0	0	0	0	0	4	1	5	18
301	Region 06	PANDAN WATER DISTRICT	10	4	14	2	0	2	16	0	0	0	4	1	5	0	0	0	0	0	0	0	0	5	0	0	0	21
302	Region 06	PATNONGON WATER DISTRICT	2	0	2	0	3	3	5	0	0	0	0	0	0	0	0	0	0	0	0	0	0	0	2	0	2	7
303	Region 06	PILAR WATER DISTRICT	1	0	1	1	3	4	5	0	0	0	0	0	0	0	0	0	0	0	0	0	0	0	0	0	0	5
304	Region 06	PONTEVEDRA WATER DISTRICT	6	1	7	1	2	3	10	0	0	0	0	0	0	0	0	0	0	0	0	0	0	0	7	2	9	19
305	Region 06	PRES. ROXAS WATER DISTRICT	3	0	3	0	1	1	4	0	0	0	0	0	0	0	0	0	0	0	0	0	0	0	3	3	6	10
306	Region 06	SAGAY WATER DISTRICT	12	8	20	2	3	5	25	0	0	0	16	5	21	0	0	0	0	0	0	0	0	21	17	0	17	63
307	Region 06	SAN JOAQUIN WATER DISTRICT	2	1	3	0	1	1	4	0	0	0	0	0	0	0	2	2	0	0	0	0	0	2	0	0	0	6
308	Region 06	SIBALOM WATER DISTRICT	6	5	11	1	0	1	12	0	0	0	11	2	13	0	0	0	0	0	0	0	0	13	0	0	0	25
309	Region 06	SILAY CITY WATER DISTRICT	13	5	18	2	5	7	25	1	0	1	3	0	3	0	0	0	0	0	0	0	0	4	23	9	32	61
310	Region 06	TALISAY WATER DISTRICT	17	4	21	1	3	4	25	0	0	0	7	2	9	0	0	0	0	0	0	0	0	9	13	4	17	51
311	Region 06	TOBIAS WATER DISTRICT	1	2	3	0	0	0	3	1	0	1	0	0	0	0	0	0	0	0	0	0	0	1	2	1	3	7
312	Region 06	VICTORIAS WATER DISTRICT	17	4	21	3	3	6	27	1	0	1	0	1	1	0	0	0	0	0	0	0	0	2	28	0	28	57
313	Region 06	ZARRAGA WATER DISTRICT	6	2	8	2	0	2	10	0	0	0	0	0	0	0	0	0	0	0	0	0	0	0	1	0	1	11
314	Region 07	AYUNGON WATER DISTRICT	3	2	5	1	0	1	6	0	0	0	6	1	7	0	0	0	0	0	0	0	0	7	0	0	0	13
315	Region 07	BAIS WATER DISTRICT	1	0	1	19	6	25	26	0	0	0	11	6	17	0	0	0	0	0	0	0	0	17	18	3	21	64
316	Region 07	BALAMBAN WATER DISTRICT	18	12	30	3	4	7	37	0	0	0	0	0	0	0	0	0	0	0	0	0	0	0	35	8	43	80
317	Region 07	BAYAWAN WATER DISTRICT	11	2	13	1	4	5	18	0	0	0	0	0	0	0	0	0	0	0	0	0	0	0	7	5	12	30
318	Region 07	BOGO WATER DISTRICT	17	5	22	1	1	2	24	0	0	0	0	0	0	0	0	0	0	0	0	0	0	0	22	12	34	58
319	Region 07	CARCAR WATER DISTRICT	28	10	38	4	6	10	48	0	0	0	0	0	0	25	0	25	0	0	0	0	0	25	68	2	70	143
320	Region 07	CLARIN WATER DISTRICT	5	3	8	0	0	0	8	1	0	1	0	0	0	0	0	0	0	0	0	0	0	1	3	3	6	15
321	Region 07	DALAGUETE WATER DISTRICT	11	0	11	0	3	3	14	0	0	0	6	1	7	0	0	0	0	0	0	0	0	7	2	0	2	23
322	Region 07	DUMAGUETE CITY WATER DISTRICT	122	21	143	11	10	21	164	1	0	1	71	8	79	0	0	0	0	0	0	0	0	80	12	2	14	258

INVENTORY OF GOVERNMENT HUMAN RESOURCE SYSTEM (IGHRS)

10.4 LWD - Detailed Agency report by Classification, by Level of Position, by Gender

As of August 31, 2017

No.	Region	DEPARTMENT / AGENCY	CAREER							NON-CAREER														Job-Order (Contract of Service)			GRAND TOTAL
			1st Level			2nd Level			Total	Coterminus			Casual			Contractual			Elective			Total	Male	Female	Sub-Total		
			Male	Female	Sub-Total	Male	Female	Sub-Total		Male	Female	Sub-Total	Male	Female	Sub-Total	Male	Female	Sub-Total	Male	Female	Sub-Total						
323	Region 07	METRO CEBU WATER DISTRICT	247	29	276	125	89	214	490	0	4	4	72	3	75	245	12	257	0	0	0	336	49	2	51	877	
324	Region 07	METRO SIKUIJOR WATER DISTRICT	8	4	12	1	3	4	16	1	0	1	0	0	0	0	0	0	0	0	0	0	1	18	1	19	36
325	Region 07	MIAG-AO WATER DISTRICT	14	4	18	0	2	2	20	0	0	0	0	1	1	0	0	0	0	0	0	1	19	0	19	40	
326	Region 07	PINAMUNGAHAN WATER DISTRICT	13	1	14	0	2	2	16	0	0	0	0	0	0	0	0	0	0	0	0	0	7	2	9	25	
327	Region 07	SIBULAN WATER DISTRICT	2	7	9	2	4	6	15	0	0	0	28	6	34	0	0	0	0	0	0	0	2	0	2	51	
328	Region 07	TABUELAN WATER DISTRICT	0	0	0	7	0	7	7	1	0	1	0	0	0	0	0	0	0	0	0	1	11	1	12	20	
329	Region 07	TALIBON WATER DISTRICT	7	7	14	0	0	0	14	0	1	1	6	0	6	0	0	0	0	0	0	7	10	0	10	31	
330	Region 07	TANJAY WATER DISTRICT	10	7	17	4	2	6	23	0	0	0	14	4	18	0	0	0	0	0	0	18	6	0	6	47	
331	Region 07	TOLEDO WATER DISTRICT	44	11	55	4	12	16	71	1	0	1	0	0	0	0	0	0	0	0	0	1	14	2	16	88	
332	Region 08	ABUYOG WATER DISTRICT	3	3	6	1	0	1	7	0	0	0	1	1	2	0	0	0	0	0	0	2	4	0	4	13	
333	Region 08	BASEY WATER DISTRICT	4	5	9	0	0	0	9	1	0	1	0	0	0	0	0	0	0	0	0	1	2	3	5	15	
334	Region 08	BAYBAY WATER DISTRICT	24	7	31	5	4	9	40	0	0	0	18	4	22	0	0	0	0	0	0	22	45	3	48	110	
335	Region 08	BORONGAN WATER DISTRICT	11	3	14	0	2	2	16	0	1	1	5	0	5	0	0	0	0	0	0	6	0	0	0	22	
336	Region 08	CALBAYOG WATER DISTRICT	31	7	38	9	6	15	53	0	1	1	39	7	46	0	0	0	0	0	0	47	8	8	16	116	
337	Region 08	CALBIGA WATER DISTRICT	10	2	12	1	0	1	13	0	0	0	1	0	1	0	0	0	0	0	0	1	3	1	4	18	
338	Region 08	CATARMAN WATER DISTRICT	4	2	6	2	2	4	10	0	0	0	4	2	6	0	0	0	0	0	0	6	5	0	5	21	
339	Region 08	CATBALOGAN WATER DISTRICT	20	8	28	3	9	12	40	0	0	0	4	2	6	0	0	0	0	0	0	6	37	6	43	89	
340	Region 08	ISABEL WATER DISTRICT	11	5	16	3	2	5	21	0	0	0	3	1	4	0	0	0	0	0	0	4	9	5	14	39	
341	Region 08	JARO WATER DISTRICT	3	3	6	2	0	2	8	0	0	0	2	0	2	0	0	0	0	0	0	2	3	0	3	13	
342	Region 08	LAOANG WATER DISTRICT	3	1	4	0	0	0	4	1	0	1	0	0	0	0	0	0	0	0	0	1	3	0	3	8	
343	Region 08	LEYTE METRO WATER DISTRICT	74	20	94	32	28	60	154	0	0	0	41	12	53	19	2	21	0	0	0	74	153	15	168	396	
344	Region 08	MAASIN WATER DISTRICT	12	7	19	4	3	7	26	0	0	0	4	2	6	0	0	0	0	0	0	6	34	1	35	67	
345	Region 08	MERIDA WATER DISTRICT	2	1	3	0	0	0	3	0	1	1	5	4	9	0	0	0	0	0	0	10	0	0	0	13	
346	Region 08	METRO CARIRAGA WATER DISTRICT	20	11	31	4	5	9	40	0	0	0	10	3	13	0	0	0	0	0	0	13	42	8	50	103	
347	Region 08	METRO HILONGOS WATER DISTRICT	14	0	14	4	7	11	25	0	0	0	3	1	4	0	0	0	0	0	0	4	6	0	6	35	
348	Region 08	NAVAL WATER DISTRICT	15	6	21	2	4	6	27	0	0	0	14	2	16	0	0	0	0	0	0	16	3	0	3	46	
349	Region 08	SAN ISIDRO WATER DISTRICT	0	2	2	1	0	1	3	0	0	0	0	0	0	0	0	0	0	0	0	0	2	0	2	5	

INVENTORY OF GOVERNMENT HUMAN RESOURCE SYSTEM (IGHRS)

10.4 LWD - Detailed Agency report by Classification, by Level of Position, by Gender

As of August 31, 2017

No.	Region	DEPARTMENT / AGENCY	CAREER							NON-CAREER														Job-Order (Contract of Service)			GRAND TOTAL		
			1st Level			2nd Level			Total	Coterminus			Casual			Contractual			Elective			Total	Male	Female	Sub-Total				
			Male	Female	Sub-Total	Male	Female	Sub-Total		Male	Female	Sub-Total	Male	Female	Sub-Total	Male	Female	Sub-Total	Male	Female	Sub-Total								
350	Region 08	SAN JOSE WATER DISTRICT	4	0	4	2	3	5	9	0	0	0	0	0	0	0	0	0	0	0	0	0	0	0	0	4	1	5	14
351	Region 08	SOGOD WATER DISTRICT	9	5	14	1	3	4	18	0	0	0	3	4	7	0	0	0	0	0	0	0	0	0	7	0	0	0	25
352	Region 08	SULAT WATER DISTRICT	1	0	1	0	1	1	2	2	0	2	0	0	0	0	0	0	0	0	0	0	0	0	2	0	0	0	4
353	Region 08	TAFT WATER DISTRICT	3	1	4	2	2	4	8	0	0	0	0	0	0	0	0	0	0	0	0	0	0	0	6	0	6	14	
354	Region 09	DAPITAN CITY WATER DISTRICT	12	2	14	6	8	14	28	0	0	0	0	0	0	0	0	0	0	0	0	0	0	0	58	6	64	92	
355	Region 09	DIPOLOG CITY WATER DISTRICT	18	9	27	10	5	15	42	0	0	0	0	0	0	0	0	0	0	0	0	0	0	0	77	4	81	123	
356	Region 09	IPIL-TITAY WATER DISTRICT	0	2	2	1	2	3	5	0	0	0	0	3	3	0	0	0	0	0	0	0	0	3	11	0	11	19	
357	Region 09	ISABELA CITY WATER DISTRICT	40	8	48	4	4	8	56	0	0	0	3	0	3	0	0	0	0	0	0	0	0	3	48	3	51	110	
358	Region 09	LABASON WATER DISTRICT	4	2	6	1	1	2	8	0	0	0	0	0	0	0	0	0	0	0	0	0	0	0	3	0	3	11	
359	Region 09	LILOY WATER DISTRICT	3	2	5	1	1	2	7	0	0	0	0	0	0	0	0	0	0	0	0	0	0	0	3	0	3	10	
360	Region 09	PAGADIAN CITY WATER DISTRICT	37	7	44	15	9	24	68	0	0	0	0	0	0	0	0	0	0	0	0	0	0	0	33	2	35	103	
361	Region 09	POLANCO WATER DISTRICT	6	2	8	1	0	1	9	0	0	0	5	0	5	0	0	0	0	0	0	0	0	5	23	6	29	43	
362	Region 09	RIZAL WATER DISTRICT	2	1	3	1	1	2	5	0	0	0	0	0	0	0	0	0	0	0	0	0	0	0	4	1	5	10	
363	Region 09	ROXAS WATER DISTRICT	2	1	3	2	0	2	5	0	0	0	1	0	1	0	0	0	0	0	0	0	0	1	3	1	4	10	
364	Region 09	SINDANGAN WATER DISTRICT	6	2	8	3	1	4	12	0	0	0	0	0	0	0	0	0	0	0	0	0	0	0	4	1	5	17	
365	Region 09	SIOCON WATER DISTRICT	5	2	7	1	1	2	9	0	0	0	0	0	0	0	0	0	0	0	0	0	0	0	2	0	2	11	
366	Region 09	ZAMBOANGA CITY WATER DISTRICT	178	19	197	104	55	159	356	2	1	3	0	0	0	0	0	0	0	0	0	0	0	3	264	32	296	655	
367	Region 10	BACOLOD WATER DISTRICT	7	1	8	1	2	3	11	0	0	0	0	0	0	0	0	0	0	0	0	0	0	0	0	0	0	0	11
368	Region 10	BALINGASAG WATER DISTRICT	11	0	11	2	3	5	16	0	0	0	3	9	12	0	0	0	0	0	0	0	0	12	14	2	16	44	
369	Region 10	CAGAYAN DE ORO CITY WATER DISTRICT	170	30	200	61	32	93	293	0	0	0	108	20	128	0	0	0	0	0	0	0	0	128	143	38	181	602	
370	Region 10	CLAVERIA WATER DISTRICT	1	3	4	0	3	3	7	0	2	2	2	0	2	0	0	0	0	0	0	0	0	4	1	3	4	15	
371	Region 10	DON CARLOS WATER DISTRICT	7	1	8	1	4	5	13	0	0	0	0	0	0	0	0	0	0	0	0	0	0	14	2	16	29		
372	Region 10	GINGOOG CITY WATER DISTRICT	14	2	16	4	4	8	24	0	0	0	4	1	5	0	0	0	0	0	0	0	0	5	11	1	12	41	
373	Region 10	KAPATAGAN WATER DISTRICT	19	5	24	2	1	3	27	0	1	1	8	0	8	0	0	0	0	0	0	0	0	9	0	0	0	36	
374	Region 10	KAUSWAGAN WATER DISTRICT	4	4	8	0	0	0	8	1	0	1	0	0	0	0	0	0	0	0	0	0	0	1	5	6	11	20	
375	Region 10	KIBAWA WATER DISTRICT	6	2	8	1	1	2	10	0	0	0	0	0	0	0	0	0	0	0	0	0	0	0	3	2	5	15	
376	Region 10	KOLAMBUGAN WATER DISTRICT	4	1	5	0	2	2	7	0	0	0	0	0	0	0	0	0	0	0	0	0	0	0	6	0	6	13	

INVENTORY OF GOVERNMENT HUMAN RESOURCE SYSTEM (IGHRS)

10.4 LWD - Detailed Agency report by Classification, by Level of Position, by Gender

As of August 31, 2017

No.	Region	DEPARTMENT / AGENCY	CAREER							NON-CAREER														Job-Order (Contract of Service)			GRAND TOTAL		
			1st Level			2nd Level			Total	Coterminus			Casual			Contractual			Elective			Total	Male	Female	Sub-Total				
			Male	Female	Sub-Total	Male	Female	Sub-Total		Male	Female	Sub-Total	Male	Female	Sub-Total	Male	Female	Sub-Total	Male	Female	Sub-Total								
377	Region 10	LINAMON WATER DISTRICT	6	1	7	1	1	2	9	0	0	0	0	0	0	0	0	0	0	0	0	0	0	0	0	6	3	9	18
378	Region 10	MALAYBALAY CITY WATER DISTRICT	26	8	34	7	12	19	53	1	0	1	28	6	34	0	0	0	0	0	0	0	0	0	35	11	3	14	102
379	Region 10	MAMBAJAO WATER DISTRICT	8	7	15	1	0	1	16	0	0	0	6	0	6	0	0	0	0	0	0	0	0	6	5	1	6	28	
380	Region 10	MANOLO FORTICH WATER DISTRICT	13	6	19	1	0	1	20	0	0	0	10	5	15	0	0	0	0	0	0	0	0	15	41	3	44	79	
381	Region 10	MARAMAG WATER DISTRICT	11	5	16	2	4	6	22	0	0	0	6	3	9	0	0	0	0	0	0	0	0	9	6	0	6	37	
382	Region 10	MISAMIS OCCIDENTAL WATER DISTRICT	44	13	57	4	13	17	74	0	0	0	41	5	46	0	0	0	0	0	0	0	0	46	0	0	0	120	
383	Region 10	OROQUIETA CITY WATER DISTRICT	20	12	32	4	3	7	39	1	0	1	0	0	0	0	0	0	0	0	0	0	0	1	25	1	26	66	
384	Region 10	QUEZON WATER DISTRICT	1	0	1	1	2	3	4	0	0	0	3	2	5	0	0	0	0	0	0	0	0	5	14	4	18	27	
385	Region 10	TAGOLOAN WATER DISTRICT	8	0	8	0	3	3	11	0	0	0	0	0	0	0	0	0	0	0	0	0	0	0	6	0	6	17	
386	Region 10	TANGUB CITY WATER DISTRICT	4	2	6	2	1	3	9	0	0	0	6	2	8	0	0	0	0	0	0	0	0	8	14	2	16	33	
387	Region 10	TUBOD-BAROY WATER DISTRICT	12	3	15	1	3	4	19	1	0	1	4	1	5	0	0	0	0	0	0	0	0	6	4	1	5	30	
388	Region 10	VALENCIA CITY WATER DISTRICT	33	12	45	14	22	36	81	0	0	0	0	0	0	0	0	0	0	0	0	0	0	0	34	11	45	126	
389	Region 11	BAGANGA WATER DISTRICT	0	0	0	0	1	1	1	0	0	0	3	1	4	0	0	0	0	0	0	0	0	4	2	2	4	9	
390	Region 11	BANSALAN WATER DISTRICT	7	2	9	4	0	4	13	0	1	1	3	5	8	0	0	0	0	0	0	0	0	9	53	7	60	82	
391	Region 11	BRAULIO DUJALI WATER DISTRICT	0	0	0	0	1	1	1	0	0	0	2	0	2	0	0	0	0	0	0	0	0	2	1	2	3	6	
392	Region 11	CARMEN WATER DISTRICT	2	1	3	1	1	2	5	0	0	0	4	0	4	0	0	0	0	0	0	0	0	4	3	0	3	12	
393	Region 11	DAVAO CITY WATER DISTRICT	296	32	328	149	148	297	625	1	0	1	1	0	1	0	0	0	0	0	0	0	0	2	403	76	479	1,106	
394	Region 11	DIGOS WATER DISTRICT	48	4	52	13	19	32	84	0	0	0	5	9	14	0	0	0	0	0	0	0	0	14	20	11	31	129	
395	Region 11	HAGONOY WATER DISTRICT	4	0	4	0	2	2	6	1	0	1	0	0	0	0	0	0	0	0	0	0	0	1	8	1	9	16	
396	Region 11	IGACOS WATER DISTRICT	1	1	2	4	2	6	8	0	0	0	4	3	7	0	0	0	0	0	0	0	0	7	22	4	26	41	
397	Region 11	KAPALONG WATER DISTRICT	1	2	3	1	0	1	4	0	0	0	0	0	0	0	0	0	0	0	0	0	0	0	4	0	4	8	
398	Region 11	KIBLAWAN WATER DISTRICT	2	3	5	1	0	1	6	0	0	0	0	0	0	0	0	0	0	0	0	0	0	0	1	0	1	7	
399	Region 11	LUPON WATER DISTRICT	4	2	6	0	0	0	6	1	0	1	0	0	0	0	0	0	0	0	0	0	0	1	14	2	16	23	
400	Region 11	MATI WATER DISTRICT	10	2	12	3	2	5	17	0	0	0	3	1	4	0	0	0	0	0	0	0	0	4	12	3	15	36	
401	Region 11	NABUNTURAN WATER DISTRICT	6	0	6	3	2	5	11	0	0	0	0	0	0	0	0	0	0	0	0	0	0	0	15	3	18	29	
402	Region 11	NEW CORELLA WATER DISTRICT	1	1	2	3	1	4	6	0	0	0	12	1	13	0	0	0	0	0	0	0	0	13	0	0	0	19	
403	Region 11	PANABO WATER DISTRICT	3	2	5	7	5	12	17	1	0	1	5	1	6	5	3	8	0	0	0	0	0	15	10	2	12	44	

INVENTORY OF GOVERNMENT HUMAN RESOURCE SYSTEM (IGHRS)

10.4 LWD - Detailed Agency report by Classification, by Level of Position, by Gender

As of August 31, 2017

No.	Region	DEPARTMENT / AGENCY	CAREER							NON-CAREER														Job-Order (Contract of Service)			GRAND TOTAL
			1st Level			2nd Level			Total	Coterminus			Casual			Contractual			Elective			Total	Male	Female	Sub-Total		
			Male	Female	Sub-Total	Male	Female	Sub-Total		Male	Female	Sub-Total	Male	Female	Sub-Total	Male	Female	Sub-Total	Male	Female	Sub-Total						
404	Region 11	SAN ISIDRO WATER DISTRICT	1	0	1	0	2	2	3	0	1	1	1	1	2	0	0	0	0	0	0	3	3	1	4	10	
405	Region 11	TAGUM WATER DISTRICT	34	6	40	15	16	31	71	0	0	0	36	5	41	0	0	0	0	0	0	41	90	5	95	207	
406	Region 12	ANTIPAS WATER DISTRICT	5	1	6	1	3	4	10	0	0	0	0	0	0	0	0	0	0	0	0	0	1	0	1	11	
407	Region 12	BANGA WATER DISTRICT	4	2	6	2	2	4	10	0	0	0	1	0	1	0	0	0	0	0	0	1	3	0	3	14	
408	Region 12	CITY OF KORONADAL WATER DISTRICT	21	8	29	6	6	12	41	0	0	0	0	0	0	0	0	0	0	0	0	0	58	3	61	102	
409	Region 12	GENERAL SANTOS CITY WATER DISTRICT	102	16	118	15	17	32	150	0	0	0	24	9	33	0	0	0	0	0	0	33	81	5	86	269	
410	Region 12	GLAN WATER DISTRICT	4	1	5	1	0	1	6	0	1	1	2	4	6	0	0	0	0	0	0	7	13	0	13	26	
411	Region 12	KABACAN WATER DISTRICT	21	5	26	7	6	13	39	0	0	0	0	0	0	0	0	0	0	0	0	3	2	5	44		
412	Region 12	KALAMANSIG WATER DISTRICT	3	1	4	0	1	1	5	0	0	0	7	1	8	0	0	0	0	0	0	8	4	2	6	19	
413	Region 12	LEBAK WATER DISTRICT	2	1	3	1	0	1	4	0	0	0	0	1	1	0	0	0	0	0	0	1	6	2	8	13	
414	Region 12	M'LANG WATER DISTRICT	8	0	8	2	4	6	14	0	0	0	0	0	0	0	0	0	0	0	0	0	2	1	3	17	
415	Region 12	MAASIM WATER DISTRICT	1	1	2	1	0	1	3	0	0	0	6	2	8	0	0	0	0	0	0	8	2	2	4	15	
416	Region 12	MALUNGON WATER DISTRICT	1	3	4	2	1	3	7	0	0	0	4	0	4	0	0	0	0	0	0	4	2	0	2	13	
417	Region 12	METRO COTABATO WATER DISTRICT	102	19	121	14	23	37	158	0	1	1	2	2	4	0	0	0	0	0	0	5	59	11	70	233	
418	Region 12	METRO KIDAPAWAN WATER DISTRICT	83	16	99	16	19	35	134	0	0	0	15	9	24	0	0	0	0	0	0	24	18	6	24	182	
419	Region 12	METRO MIDSAYAP WATER DISTRICT	15	0	15	9	8	17	32	0	0	0	0	0	0	0	0	0	0	0	0	0	13	1	14	46	
420	Region 12	NORALA WATER DISTRICT	5	1	6	0	2	2	8	0	0	0	0	0	0	0	0	0	0	0	0	0	2	3	5	13	
421	Region 12	PIGCAWAYAN WATER DISTRICT	2	2	4	0	0	0	4	0	2	2	1	1	2	0	0	0	0	0	0	4	2	3	5	13	
422	Region 12	PIKIT WATER DISTRICT	4	1	5	1	3	4	9	2	0	2	0	0	0	0	0	0	0	0	0	2	4	0	4	15	
423	Region 12	POLOMOLOK WATER DISTRICT	46	11	57	14	13	27	84	0	0	0	0	0	0	0	0	0	0	0	0	6	1	7	91		
424	Region 12	STO. NIÑO WATER DISTRICT	2	1	3	0	0	0	3	0	0	0	0	0	0	0	0	0	0	0	0	0	4	2	6	9	
425	Region 12	SULTAN KUDARAT WATER DISTRICT	40	11	51	13	9	22	73	0	0	0	3	8	11	0	0	0	0	0	0	11	11	0	11	95	
426	Region 12	SURALLAH WATER DISTRICT	12	7	19	0	3	3	22	1	0	1	0	0	0	0	0	0	0	0	0	1	10	0	10	33	
427	Region 12	TULUNAN WATER DISTRICT	0	1	1	0	1	1	2	0	0	0	0	0	0	0	0	0	0	0	0	0	3	1	4	6	
428	Region 12	TUPI WATER DISTRICT	2	1	3	1	1	2	5	0	0	0	0	0	0	0	0	0	0	0	0	0	7	7	14	19	
429	Caraga Region	BACUAG WATER DISTRICT	0	2	2	1	0	1	3	0	0	0	0	0	0	0	0	0	0	0	0	0	5	2	7	10	
430	Caraga Region	BAYUGAN WATER DISTRICT	5	7	12	2	2	4	16	0	0	0	0	0	0	0	0	0	0	0	0	0	44	4	48	64	

INVENTORY OF GOVERNMENT HUMAN RESOURCE SYSTEM (IGHRS)

10.4 LWD - Detailed Agency report by Classification, by Level of Position, by Gender

As of August 31, 2017

No.	Region	DEPARTMENT / AGENCY	CAREER							NON-CAREER														Job-Order (Contract of Service)			GRAND TOTAL
			1st Level			2nd Level			Total	Coterminus			Casual			Contractual			Elective			Total	Male	Female	Sub-Total		
			Male	Female	Sub-Total	Male	Female	Sub-Total		Male	Female	Sub-Total	Male	Female	Sub-Total	Male	Female	Sub-Total	Male	Female	Sub-Total						
431	Caraga Region	BISLIG WATER DISTRICT	25	7	32	10	4	14	46	0	0	0	2	1	3	0	0	0	0	0	0	3	50	0	50	99	
432	Caraga Region	BUENAVISTA WATER DISTRICT	13	5	18	3	2	5	23	0	1	1	0	0	0	0	0	0	0	0	0	1	11	0	11	35	
433	Caraga Region	BUNAWAN WATER DISTRICT	2	1	3	0	0	0	3	1	0	1	2	1	3	0	0	0	0	0	0	4	5	2	7	14	
434	Caraga Region	BUTUAN CITY WATER DISTRICT	74	26	100	18	17	35	135	0	0	0	1	0	1	0	0	0	0	0	0	1	42	12	54	190	
435	Caraga Region	CANTILAN WATER DISTRICT	8	6	14	0	0	0	14	1	0	1	0	0	0	0	0	0	0	0	0	1	8	2	10	25	
436	Caraga Region	CARMEN WATER DISTRICT	1	1	2	0	0	0	2	0	0	0	2	1	3	0	0	0	0	0	0	3	2	0	2	7	
437	Caraga Region	DEL CARMEN WATER DISTRICT	2	1	3	1	0	1	4	0	0	0	3	2	5	0	0	0	0	0	0	5	0	0	0	9	
438	Caraga Region	HINATUAN WATER DISTRICT	0	0	0	1	2	3	3	0	0	0	9	2	11	0	0	0	0	0	0	11	2	0	2	16	
439	Caraga Region	LIANGA WATER DISTRICT	9	2	11	2	2	4	15	0	0	0	2	1	3	0	0	0	0	0	0	3	9	1	10	28	
440	Caraga Region	MADRID WATER DISTRICT	1	0	1	0	0	0	1	1	0	1	0	0	0	0	0	0	0	0	0	1	4	3	7	9	
441	Caraga Region	METRO SIARGAO WATER DISTRICT	7	2	9	1	1	2	11	0	0	0	3	1	4	0	0	0	0	0	0	4	7	0	7	22	
442	Caraga Region	NASIPIT WATER DISTRICT	19	3	22	0	4	4	26	0	0	0	0	0	0	0	0	0	0	0	0	0	10	1	11	37	
443	Caraga Region	PLACER WATER DISTRICT	4	5	9	1	1	2	11	0	0	0	0	0	0	0	0	0	0	0	0	0	9	4	13	24	
444	Caraga Region	PROSPERIDAD WATER DISTRICT	3	1	4	2	3	5	9	0	0	0	0	0	0	0	0	0	0	0	0	0	3	1	4	13	
445	Caraga Region	SAN FRANCISCO WATER DISTRICT	22	3	25	3	12	15	40	0	0	0	0	0	0	0	0	0	0	0	0	0	9	0	9	49	
446	Caraga Region	SAN JOSE WATER DISTRICT	3	4	7	1	0	1	8	0	0	0	0	0	0	0	0	0	0	0	0	0	14	5	19	27	
447	Caraga Region	SOCORRO WATER DISTRICT	2	2	4	0	0	0	4	1	0	1	1	1	2	0	0	0	3	2	5	8	7	1	8	20	
448	Caraga Region	TAGBINA WATER DISTRICT	2	0	2	0	3	3	5	0	0	0	0	0	0	0	0	0	0	0	0	0	5	1	6	11	
449	Caraga Region	TANDAG WATER DISTRICT	15	9	24	3	2	5	29	0	1	1	0	0	0	0	0	0	0	0	0	1	61	7	68	98	
450	Autonomous Region in	BONGAO WATER DISTRICT	15	1	16	4	3	7	23	1	0	1	0	0	0	6	1	7	0	0	0	8	0	0	0	31	
451	Autonomous Region in	JOLO MAINLAND WATER DISTRICT	16	5	21	9	2	11	32	1	0	1	0	0	0	0	0	0	0	0	0	1	0	0	0	33	
452	Autonomous Region in	LAMITAN CITY WATER DISTRICT	17	2	19	3	0	3	22	0	0	0	0	0	0	14	0	14	0	0	0	14	159	11	170	206	
453	Autonomous Region in	MALUSO WATER DISTRICT	6	2	8	2	1	3	11	0	0	0	0	0	0	0	0	0	0	0	0	0	20	2	22	33	
454	Autonomous Region in	MARAWI CITY WATER DISTRICT	16	7	23	5	2	7	30	0	1	1	0	0	0	0	0	0	0	0	0	1	40	12	52	83	
455	Autonomous Region in	SIASI WATER DISTRICT	39	21	60	14	10	24	84	6	7	13	0	0	0	0	0	0	8	4	12	25	0	0	0	109	
456	Autonomous Region in	WAO WATER DISTRICT	2	3	5	1	1	2	7	0	0	0	0	0	0	0	0	0	0	0	0	0	15	3	18	25	

INVENTORY OF GOVERNMENT HUMAN RESOURCE SYSTEM (IGHRS)

10.4 LWD - Detailed Agency report by Classification, by Level of Position, by Gender

As of August 31, 2017

No.	Region	DEPARTMENT / AGENCY	CAREER							NON-CAREER														Job-Order (Contract of Service)			GRAND TOTAL
			1st Level			2nd Level			Total	Coterminus			Casual			Contractual			Elective			Total	Male	Female	Sub-Total		
			Male	Female	Sub-Total	Male	Female	Sub-Total		Male	Female	Sub-Total	Male	Female	Sub-Total	Male	Female	Sub-Total	Male	Female	Sub-Total						
457	Cordillera Administrative	BAGUIO CITY WATER DISTRICT	51	16	67	28	19	47	114	0	0	0	70	16	86	0	0	0	0	0	0	86	70	10	80	280	
458	Cordillera Administrative	BUCAY WATER DISTRICT	2	2	4	0	0	0	4	0	2	2	0	0	0	0	0	0	0	0	0	2	5	1	6	12	
459	Cordillera Administrative	DOLORES WATER DISTRICT	2	2	4	0	0	0	4	0	1	1	0	0	0	0	0	0	0	0	0	1	3	1	4	9	
460	Cordillera Administrative	IFUGAO WATER DISTRICT	4	2	6	0	2	2	8	0	0	0	1	1	2	0	0	0	0	0	0	2	0	1	1	11	
461	Cordillera Administrative	LA TRINIDAD WATER DISTRICT	44	5	49	6	3	9	58	0	0	0	0	0	0	0	0	0	0	0	0	0	58	6	64	122	
462	Cordillera Administrative	LAGANGILANG WATER DISTRICT	4	0	4	0	0	0	4	0	1	1	0	1	1	0	0	0	0	0	0	2	6	1	7	13	
463	Cordillera Administrative	METRO BANGUED WATER DISTRICT	33	6	39	5	7	12	51	0	0	0	0	0	0	0	0	0	0	0	0	0	14	2	16	67	
464	Cordillera Administrative	SAN JUAN WATER DISTRICT	0	0	0	0	0	0	0	0	0	0	0	0	0	0	0	0	0	0	0	0	5	2	7	7	
TOTAL			8,377	2,116	10,493	2,017	2,111	4,128	14,621	137	83	220	1,753	440	2,193	452	33	485	11	6	17	2,915	7,543	1,135	8,678	26,214	

INVENTORY OF GOVERNMENT HUMAN RESOURCE SYSTEM (IGHRS)

10.5 LGU - Detailed Agency report by Classification, by Level of Position, by Gender

As of August 31, 2017

Region	CAREER							NON-CAREER													Job-Order			GRAND TOTAL
	1st Level			2nd Level			Total	Coterminus			Casual			Contractual			Elective			Total	(Contract of Service)			
Province	Male	Female	Sub-Total	Male	Female	Sub-Total		Male	Female	Sub-Total	Male	Female	Sub-Total	Male	Female	Sub-Total	Male	Female	Sub-Total		Male	Female	Sub-Total	Male
Autonomous Region in Muslim Mindanao	3,161	2,008	5,169	1,520	1,032	2,552	7,721	630	141	771	989	466	1,455	1,618	849	2,467	978	185	1,163	5,856	3,417	1,646	5,063	18,640
BASILAN	722	403	1125	280	210	490	1615	133	25	158	191	72	263	3	2	5	92	17	109	535	395	189	584	2734
LANAO DEL SUR	564	418	982	509	305	814	1796	210	32	242	350	230	580	316	296	612	325	52	377	1811	877	430	1307	4914
MAGUINDANAO	814	613	1427	275	242	517	1944	150	56	206	367	132	499	564	153	717	252	45	297	1719	1329	507	1836	5499
SULU	645	299	944	236	150	386	1330	44	4	48	0	0	0	0	0	0	195	41	236	284	0	0	0	1614
TAWI-TAWI	416	275	691	220	125	345	1036	93	24	117	81	32	113	735	398	1133	114	30	144	1507	816	520	1336	3879
Caraga Region	3,172	3,387	6,559	1,487	2,748	4,235	10,794	319	194	513	1,192	921	2,113	26	32	58	692	193	885	3,569	10,203	8,955	19,158	33,521
AGUSAN DEL NORTE	833	800	1633	333	637	970	2603	47	32	79	106	87	193	4	4	8	114	33	147	427	2316	1658	3974	7004
AGUSAN DEL SUR	721	692	1413	369	690	1059	2472	76	33	109	767	418	1185	8	11	19	140	34	174	1487	2104	1548	3652	7611
DINAGAT ISLAND	217	241	458	135	184	319	777	42	24	66	94	116	210	1	0	1	71	16	87	364	643	592	1235	2376
SURIGAO DEL NORTE	615	850	1465	271	485	756	2221	61	63	124	195	277	472	7	14	21	183	61	244	861	2302	3151	5453	8535
SURIGAO DEL SUR	786	804	1590	379	752	1131	2721	93	42	135	30	23	53	6	3	9	184	49	233	430	2838	2006	4844	7995
Cordillera Administrative Region	3,426	3,005	6,431	1,529	2,683	4,212	10,643	141	75	216	541	454	995	37	21	58	797	160	957	2,226	4,287	4,305	8,592	21,461
ABRA	585	486	1071	215	337	552	1623	30	22	52	52	46	98	6	0	6	251	71	322	478	1559	1373	2932	5033
APAYAO	434	332	766	198	279	477	1243	15	7	22	75	69	144	23	15	38	77	19	96	300	276	219	495	2038
BENGUET	1146	849	1995	516	839	1355	3350	38	16	54	236	205	441	4	5	9	160	21	181	685	524	357	881	4916
IFUGAO	352	402	754	180	323	503	1257	23	12	35	29	18	47	1	0	1	117	17	134	217	711	859	1570	3044
KALINGA	402	503	905	200	429	629	1534	30	13	43	100	63	163	3	1	4	82	19	101	311	872	861	1733	3578
MOUNTAIN PROVINCE	507	433	940	220	476	696	1636	5	5	10	49	53	102	0	0	0	110	13	123	235	345	636	981	2852
National Capital Region	8,420	6,681	15,101	4,218	8,055	12,273	27,374	938	827	1,765	13,538	10,751	24,289	553	926	1,479	221	79	300	27,833	30,729	33,779	64,508	119,715
CALOOCAN	566	365	931	214	339	553	1484	51	46	97	0	0	0	0	0	0	10	5	15	112	1615	1724	3339	4935
MAKATI	1434	856	2290	369	718	1087	3377	97	55	152	2856	2127	4983	7	9	16	9	8	17	5168	102	77	179	8724
MALABON	186	217	403	88	123	211	614	75	56	131	107	104	211	29	22	51	11	0	11	404	494	418	912	1930
MANDALUYONG	378	392	770	102	203	305	1075	2	0	2	843	853	1696	85	111	196	10	5	15	1909	1140	955	2095	5079
MANILA	2930	2157	5087	1254	2253	3507	8594	209	256	465	0	0	0	5	0	5	29	10	39	509	12982	16584	29566	38669
MARIKINA CITY	239	127	366	91	148	239	605	9	3	12	973	344	1317	0	0	0	16	3	19	1348	433	95	528	2481
MUNTINLUPA	93	143	236	701	1848	2549	2785	1	0	1	1808	1434	3242	0	0	0	13	6	19	3262	840	1531	2371	8418
NAVOTAS	115	131	246	52	102	154	400	44	31	75	15	1	16	0	0	0	0	0	0	91	657	292	949	1440
PARAÑAQUE	191	313	504	154	266	420	924	171	137	308	2279	2183	4462	71	207	278	24	9	33	5081	1661	2156	3817	9822
PASAY	540	556	1096	191	307	498	1594	75	71	146	1088	1073	2161	80	74	154	11	4	15	2476	1178	1291	2469	6539
PASIG	105	239	344	192	318	510	854	7	5	12	0	0	0	0	0	0	13	1	14	26	1019	1484	2503	3383
QUEZON	1292	775	2067	622	930	1552	3619	137	132	269	0	0	0	0	0	0	28	11	39	308	5237	5012	10249	14176
SAN JUAN	187	160	347	61	129	190	537	12	5	17	165	93	258	105	159	264	12	3	15	554	106	161	267	1358
TAGUIG-PATEROS	65	104	169	39	185	224	393	16	11	27	2411	2021	4432	171	344	515	27	7	34	5008	1561	1201	2762	8163
VALENZUELA	99	146	245	88	186	274	519	32	19	51	993	518	1511	0	0	0	8	7	15	1577	1704	798	2502	4598
Region 01	5,022	4,799	9,821	2,141	3,694	5,835	15,656	281	199	480	2,758	1,557	4,315	201	107	308	1,129	270	1,399	6,502	9,570	5,718	15,288	37,446
ILOCOS NORTE	854	892	1746	386	633	1019	2765	32	18	50	270	208	478	18	10	28	224	48	272	828	1051	802	1853	5446
ILOCOS SUR	1067	962	2029	488	764	1252	3281	28	20	48	201	89	290	18	24	42	301	81	382	762	1615	1130	2745	6788
LA UNION	824	767	1591	303	588	891	2482	87	79	166	416	244	660	29	24	53	178	51	229	1108	920	555	1475	5065
PANGASINAN	2277	2178	4455	964	1709	2673	7128	134	82	216	1871	1016	2887	136	49	185	426	90	516	3804	5984	3231	9215	20147

INVENTORY OF GOVERNMENT HUMAN RESOURCE SYSTEM (IGHRS)

10.5 LGU - Detailed Agency report by Classification, by Level of Position, by Gender

As of August 31, 2017

Region	CAREER							NON-CAREER													Job-Order			GRAND TOTAL
	1st Level			2nd Level			Total	Coterminus			Casual			Contractual			Elective			Total	(Contract of Service)			
Province	Male	Female	Sub-Total	Male	Female	Sub-Total		Male	Female	Sub-Total	Male	Female	Sub-Total	Male	Female	Sub-Total	Male	Female	Sub-Total		Male	Female	Sub-Total	Male
Region 02	4,519	4,291	8,810	1,884	2,947	4,831	13,641	319	193	512	1,478	948	2,426	235	142	377	870	225	1,095	4,410	14,266	12,252	26,518	44,569
BATANES	222	169	391	65	106	171	562	2	3	5	1	0	1	0	0	0	47	17	64	70	5472	6391	11863	12495
CAGAYAN	1418	1305	2723	603	998	1601	4324	102	48	150	728	471	1199	10	20	30	260	88	348	1727	3288	1955	5243	11294
ISABELA	1770	1821	3591	668	1057	1725	5316	164	97	261	433	252	685	40	13	53	350	72	422	1421	3825	2793	6618	13355
NUEVA VIZCAYA	624	517	1141	349	473	822	1963	39	28	67	304	206	510	0	0	0	150	33	183	760	1253	641	1894	4617
QUIRINO	485	479	964	199	313	512	1476	12	17	29	12	19	31	185	109	294	63	15	78	432	428	472	900	2808
Region 03	8,102	8,092	16,194	3,773	6,746	10,519	26,713	599	309	908	4,603	3,181	7,784	304	251	555	1,271	291	1,562	10,809	22,464	12,233	34,697	72,219
AURORA	375	310	685	186	309	495	1180	22	11	33	260	245	505	0	0	0	85	21	106	644	1282	1053	2335	4159
BATAAN	638	810	1448	228	542	770	2218	31	20	51	152	78	230	91	90	181	128	27	155	617	2116	1069	3185	6020
BULACAN	1460	1653	3113	738	1560	2298	5411	118	80	198	1225	924	2149	164	123	287	230	48	278	2912	4660	2320	6980	15303
NUEVA ECIIJA	2572	2214	4786	975	1656	2631	7417	245	81	326	328	210	538	4	10	14	291	78	369	1247	4564	2209	6773	15437
PAMPANGA	1342	1519	2861	734	1403	2137	4998	106	58	164	1608	795	2403	13	8	21	220	44	264	2852	5593	3021	8614	16464
TARLAC	1082	863	1945	378	696	1074	3019	41	31	72	632	484	1116	30	18	48	181	46	227	1463	2121	1320	3441	7923
ZAMBALES	633	723	1356	534	580	1114	2470	36	28	64	398	445	843	2	2	4	136	27	163	1074	2128	1241	3369	6913
Region 04	15,889	14,263	30,152	5,158	10,489	15,647	45,799	1,509	771	2,280	6,404	4,543	10,947	443	426	869	2,057	483	2,540	16,636	43,464	27,164	70,628	133,063
BATANGAS	3081	2882	5963	841	2109	2950	8913	335	176	511	616	391	1007	8	6	14	317	77	394	1926	4199	2548	6747	17586
CAVITE	2812	2566	5378	639	1436	2075	7453	301	131	432	1111	915	2026	43	47	90	246	45	291	2839	9034	4693	13727	24019
LAGUNA	2742	2358	5100	945	1911	2856	7956	282	183	465	1824	1066	2890	77	107	184	297	60	357	3896	5639	3216	8855	20707
MARINDUQUE	491	328	819	150	301	451	1270	16	18	34	4	7	11	0	2	2	59	19	78	125	408	282	690	2085
MINDORO	760	565	1325	312	530	842	2167	19	10	29	173	252	425	172	64	236	32	9	41	731	1449	1077	2526	5424
OCCIDENTAL MINDORO	301	363	664	128	261	389	1053	30	16	46	0	0	0	1	0	1	100	23	123	170	1654	1070	2724	3947
ORIENTAL MINDORO	395	562	957	203	306	509	1466	39	20	59	245	66	311	22	15	37	126	26	152	559	1718	1012	2730	4755
PALAWAN	1271	1253	2524	562	930	1492	4016	206	84	290	25	67	92	17	17	34	219	69	288	704	7651	5272	12923	17643
QUEZON	1961	1816	3777	647	1342	1989	5766	67	49	116	1050	848	1898	58	45	103	354	107	461	2578	4623	2974	7597	15941
RIZAL	1487	1151	2638	546	996	1542	4180	159	56	215	1354	929	2283	45	123	168	148	17	165	2831	6494	4492	10986	17997
ROMBLON	588	419	1007	185	367	552	1559	55	28	83	2	2	4	0	0	0	159	31	190	277	595	528	1123	2959
Region 05	5,047	4,456	9,503	2,324	4,089	6,413	15,916	318	127	445	503	559	1,062	66	50	116	1,017	289	1,306	2,929	18,868	11,231	30,099	48,944
ALBAY	948	841	1789	526	880	1406	3195	42	19	61	181	163	344	7	2	9	157	48	205	619	3925	2449	6374	10188
CAMARINES NORTE	488	428	916	267	458	725	1641	31	12	43	105	78	183	2	0	2	100	33	133	361	2033	1300	3333	5335
CAMARINES SUR	1182	1221	2403	581	1018	1599	4002	66	26	92	191	285	476	57	48	105	339	84	423	1096	6867	3740	10607	15705
CATANDUANES	397	338	735	186	343	529	1264	21	10	31	3	2	5	0	0	0	113	19	132	168	818	602	1420	2852
MASBATE	1130	929	2059	391	632	1023	3082	122	32	154	5	16	21	0	0	0	166	66	232	407	1696	1126	2822	6311
SORSOGON	902	699	1601	373	758	1131	2732	36	28	64	18	15	33	0	0	0	142	39	181	278	3529	2014	5543	8553
Region 06	8,756	9,512	18,268	3,186	6,425	9,611	27,879	586	341	927	1,571	1,110	2,681	817	937	1,754	1,247	311	1,558	6,920	19,602	13,787	33,389	68,188
AKLAN	826	1088	1914	394	803	1197	3111	52	20	72	47	57	104	28	48	76	157	43	200	452	2162	1776	3938	7501
ANTIQUE	638	889	1527	368	683	1051	2578	62	36	98	28	37	65	14	19	33	166	48	214	410	2042	1987	4029	7017
BACOLOD	420	384	804	144	207	351	1155	34	28	62	154	161	315	11	5	16	11	4	15	408	0	0	0	1563
BATANGAS	161	146	307	34	55	89	396	17	18	35	162	112	274	2	4	6	11	2	13	328	311	187	498	1222
CAPIZ	876	1153	2029	318	620	938	2967	38	26	64	34	68	102	10	17	27	162	32	194	387	1687	1487	3174	6528
GUIMARAS	199	288	487	69	240	309	796	18	18	36	3	0	3	7	39	46	48	19	67	152	954	761	1715	2663
ILOILO	1952	2320	4272	687	1542	2229	6501	150	98	248	167	144	311	165	132	297	371	105	476	1332	3125	2148	5273	13106
ILOILO CITY	477	636	1113	172	392	564	1677	19	3	22	0	0	0	0	7	7	12	3	15	44	0	0	0	1721
NEGROS OCCIDENTAL	3207	2608	5815	1000	1883	2883	8698	196	94	290	976	531	1507	580	666	1246	309	55	364	3407	9321	5441	14762	26867

INVENTORY OF GOVERNMENT HUMAN RESOURCE SYSTEM (IGHRS)

10.5 LGU - Detailed Agency report by Classification, by Level of Position, by Gender

As of August 31, 2017

Region	CAREER							NON-CAREER													Job-Order			GRAND TOTAL
	1st Level			2nd Level			Total	Coterminus			Casual			Contractual			Elective			Total	(Contract of Service)			
Province	Male	Female	Sub-Total	Male	Female	Sub-Total		Male	Female	Sub-Total	Male	Female	Sub-Total	Male	Female	Sub-Total	Male	Female	Sub-Total		Male	Female	Sub-Total	Male
Region 07	5,481	5,315	10,796	1,993	3,925	5,918	16,714	391	257	648	4,105	2,583	6,688	163	72	235	1,154	325	1,479	9,050	24,588	16,309	40,897	66,661
BATANGAS	96	119	215	29	56	85	300	21	15	36	0	0	0	0	0	0	13	0	13	49	515	344	859	1208
BOHOL	1145	1335	2480	488	981	1469	3949	45	37	82	260	237	497	18	15	33	397	119	516	1128	5720	3854	9574	14651
CEBU	2314	2247	4561	748	1617	2365	6926	231	154	385	3004	1911	4915	124	55	179	483	129	612	6091	9885	6614	16499	29516
NEGROS OCCIDENTAL	169	139	308	74	79	153	461	10	9	19	195	80	275	12	0	12	0	0	0	306	847	368	1215	1982
NEGROS ORIENTAL	1522	1287	2809	554	1028	1582	4391	74	39	113	642	351	993	0	0	0	201	59	260	1366	7399	4953	12352	18109
SIQUIJOR	235	188	423	100	164	264	687	10	3	13	4	4	8	9	2	11	60	18	78	110	222	176	398	1195
Region 08	5,443	5,378	10,821	2,418	4,139	6,557	17,378	211	127	338	1,841	1,278	3,119	34	24	58	1,192	461	1,653	5,168	17,908	11,259	29,167	51,713
BILIRAN	138	131	269	61	122	183	452	13	4	17	1	2	3	0	0	0	64	24	88	108	527	395	922	1482
EASTERN SAMAR	949	737	1686	367	656	1023	2709	26	26	52	10	17	27	2	2	4	192	76	268	351	2043	1638	3681	6741
EASTERN VISAYAS	387	291	678	146	246	392	1070	25	16	41	149	133	282	0	0	0	15	10	25	348	1295	843	2138	3556
LEYTE	1486	1668	3154	756	1247	2003	5157	37	24	61	1194	681	1875	21	20	41	339	134	473	2450	5900	2941	8841	16448
NORTHERN SAMAR	1405	1343	2748	603	1072	1675	4423	46	27	73	115	178	293	1	0	1	223	82	305	672	4072	2585	6657	11752
SAMAR WESTERN	552	636	1188	289	357	646	1834	40	24	64	128	96	224	5	0	5	199	86	285	578	2274	1795	4069	6481
SOUTHERN LEYTE	526	572	1098	196	439	635	1733	24	6	30	244	171	415	5	2	7	160	49	209	661	1797	1062	2859	5253
Region 09	3,810	2,410	6,220	1,452	2,305	3,757	9,977	236	113	349	1,956	1,376	3,332	53	78	131	538	139	677	4,489	9,096	6,007	15,103	29,569
ZAMBOANGA DEL NORTE	1607	787	2394	684	1078	1762	4156	69	38	107	536	400	936	26	46	72	257	68	325	1440	5478	3377	8855	14451
ZAMBOANGA DEL SUR	1154	874	2028	410	635	1045	3073	82	46	128	1154	837	1991	27	31	58	115	26	141	2318	1092	1287	2379	7770
ZAMBOANGA SIBUGAY	1049	749	1798	358	592	950	2748	85	29	114	266	139	405	0	1	1	166	45	211	731	2526	1343	3869	7348
Region 10	5,507	4,732	10,239	2,132	3,918	6,050	16,289	323	175	498	2,245	1,923	4,168	20	19	39	890	190	1,080	5,785	14,538	9,339	23,877	45,951
BUKIDNON	559	584	1143	317	581	898	2041	72	40	112	475	412	887	0	0	0	188	39	227	1226	3487	1758	5245	8512
CAMIGUIN	76	77	153	31	47	78	231	7	1	8	0	5	5	0	2	2	43	11	54	69	420	223	643	943
LANAO DEL NORTE	266	423	689	201	286	487	1176	60	16	76	19	55	74	2	2	4	183	36	219	373	899	503	1402	2951
MISAMIS OCCIDENTAL	666	588	1254	229	383	612	1866	47	32	79	104	101	205	3	7	10	147	37	184	478	1713	1225	2938	5282
MISAMIS ORIENTAL	1487	1246	2733	457	833	1290	4023	53	16	69	487	315	802	3	3	6	226	47	273	1150	2602	1952	4554	9727
NORTHERN MINDANAO	2453	1814	4267	897	1788	2685	6952	84	70	154	1160	1035	2195	12	5	17	103	20	123	2489	5417	3678	9095	18536
Region 11	3,489	3,063	6,552	1,639	2,941	4,580	11,132	496	316	812	1,599	995	2,594	684	544	1,228	520	138	658	5,292	20,106	10,322	30,428	46,852
COMPOSTELA VALLEY	362	366	728	191	271	462	1190	36	17	53	113	202	315	13	3	16	97	33	130	514	2240	1281	3521	5225
DAVAO	919	986	1905	391	782	1173	3078	158	148	306	393	219	612	0	0	0	38	19	57	975	7578	4072	11650	15703
DAVAO DEL NORTE	916	653	1569	464	771	1235	2804	166	54	220	910	394	1304	8	3	11	134	21	155	1690	4684	1747	6431	10925
DAVAO DEL SUR	711	558	1269	273	508	781	2050	52	25	77	70	58	128	128	134	262	132	34	166	633	2516	1451	3967	6650
DAVAO OCCIDENTAL	34	31	65	12	29	41	106	14	3	17	0	0	0	0	0	0	12	0	12	29	58	35	93	228
DAVAO ORIENTAL	547	469	1016	308	580	888	1904	70	69	139	113	122	235	535	404	939	107	31	138	1451	3030	1736	4766	8121
Region 12	3,637	2,929	6,566	1,669	2,739	4,408	10,974	427	287	714	1,206	818	2,024	741	254	995	506	124	630	4,363	9,884	6,255	16,139	31,476
MAGUINDANAO	19	38	57	31	22	53	110	3	1	4	38	47	85	0	0	0	10	1	11	100	36	30	66	276
NORTH COTABATO	1131	980	2111	484	753	1237	3348	149	84	233	440	237	677	0	0	0	173	40	213	1123	1961	1327	3288	7759
SARANGANI	982	635	1617	390	610	1000	2617	113	112	225	243	173	416	1	3	4	94	18	112	757	2672	1651	4323	7697
SOUTH COTABATO	660	609	1269	333	675	1008	2277	72	55	127	164	177	341	22	15	37	107	34	141	646	2604	1781	4385	7308
SULTAN KUDARAT	845	667	1512	431	679	1110	2622	90	35	125	321	184	505	718	236	954	122	31	153	1737	2611	1466	4077	8436
Grand Total	92,881	84,321	177,202	38,523	68,875	107,398	284,600	7,724	4,452	12,176	46,529	33,463	79,992	5,995	4,732	10,727	15,079	3,863	18,942	121,837	272,990	190,561	463,551	869,988